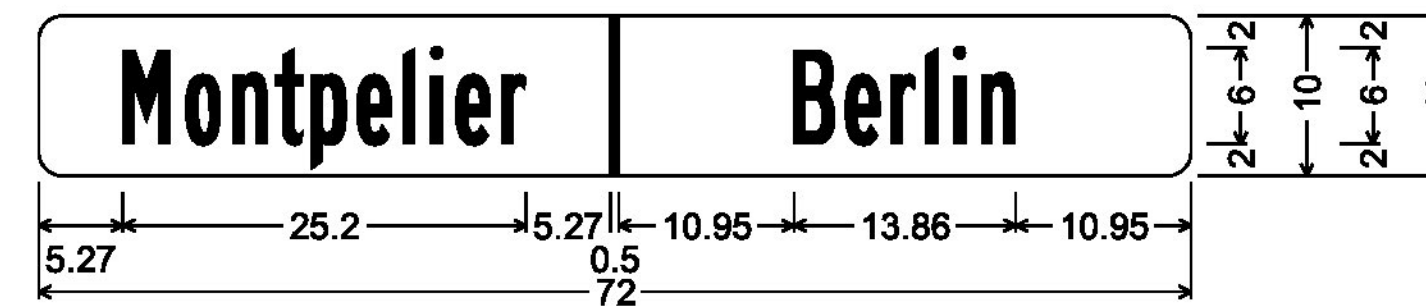


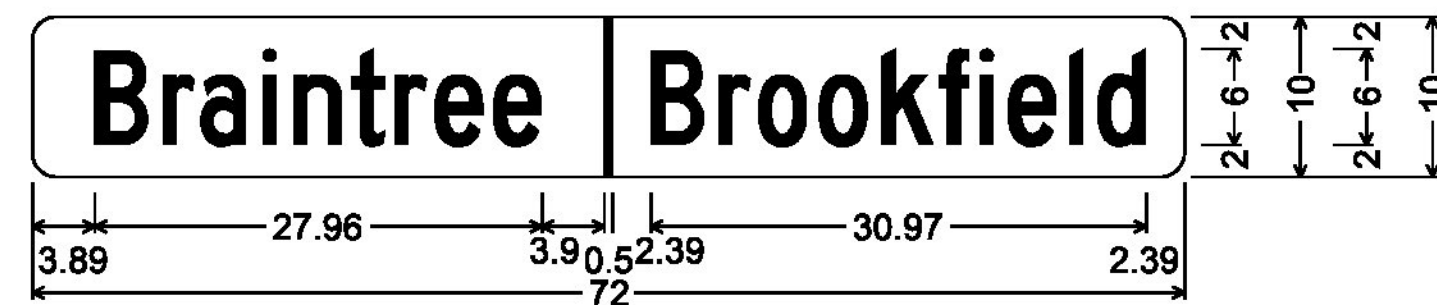
1.50" Radius, No border, White on Green;
[Braintree] C 2K; [Randolph] C 2K;

VD-024



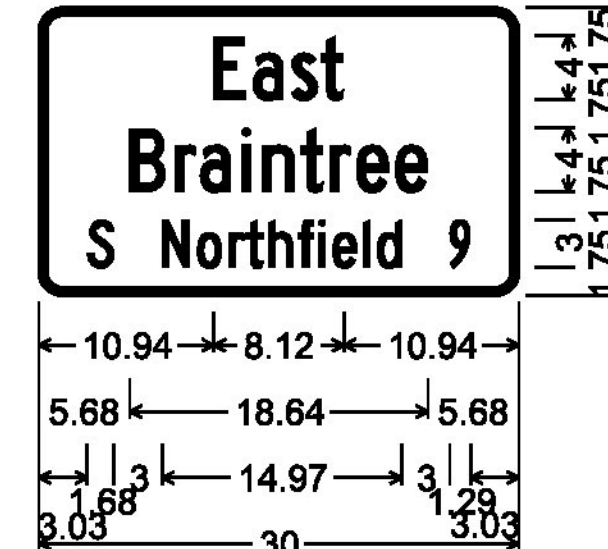
VD-024; 1.50" Radius, No border, White on Green;
[Montpelier] B 2K; [Berlin] B 2K;

VD-024



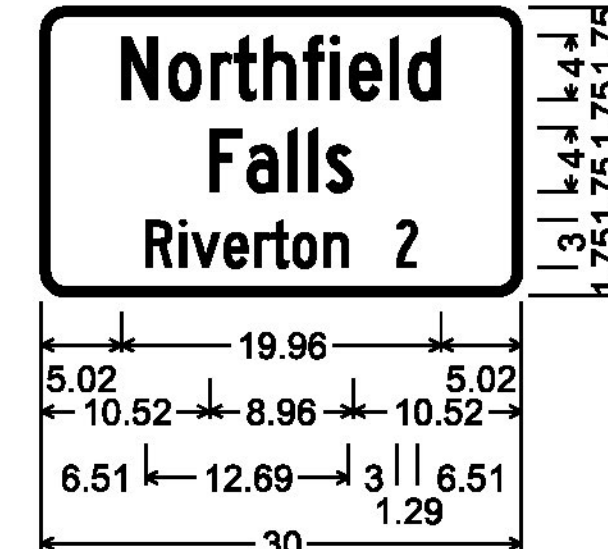
1.50" Radius, No border, White on Green;
[Braintree] C 2K; [Brookfield] C 2K;

VD-024



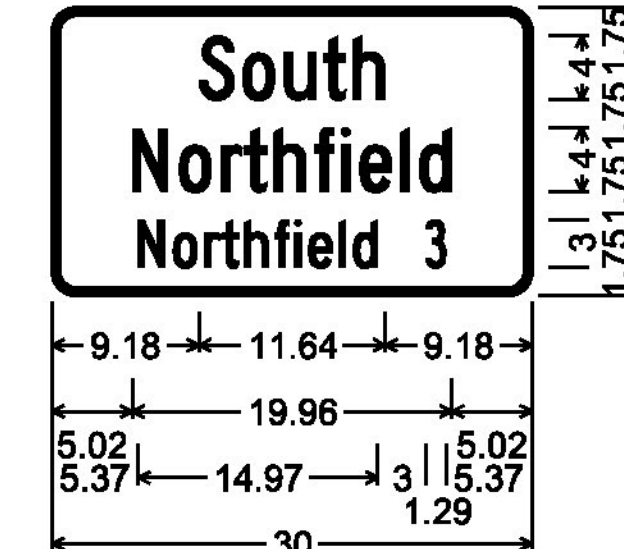
1.50" Radius, 0.50" Border, White on Green;
[East] C 2K;
[Braintree] C 2K;
[S Northfield] C 2K;
[9] B 2K;

VD-018



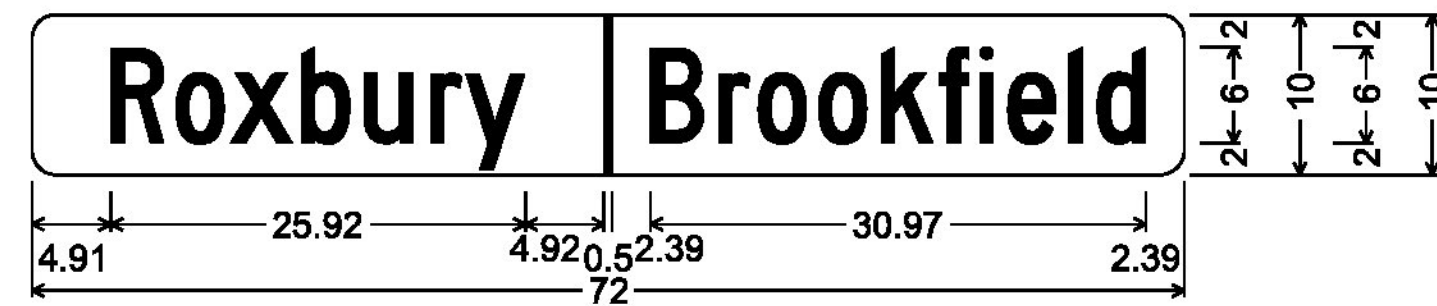
1.50" Radius, 0.50" Border, White on Green;
[Northfield] C 2K;
[Falls] C 2K;
[Riverton] C 2K;
[2] B 2K;

VD-018



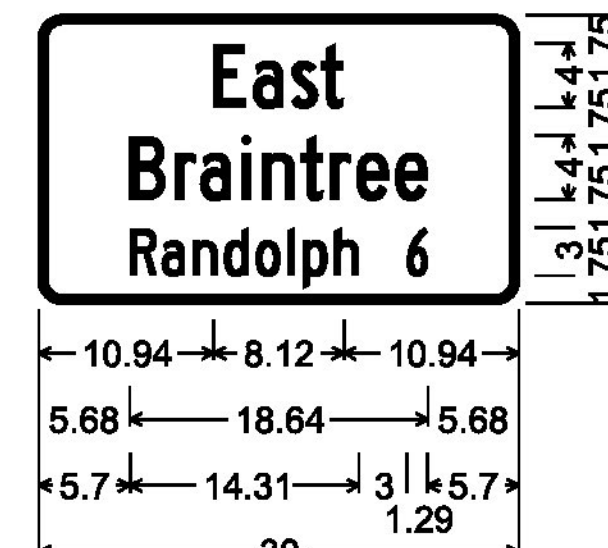
1.50" Radius, 0.50" Border, White on Green;
[South] C 2K;
[Northfield] C 2K;
[Northfield] C 2K;
[3] B 2K;

VD-018



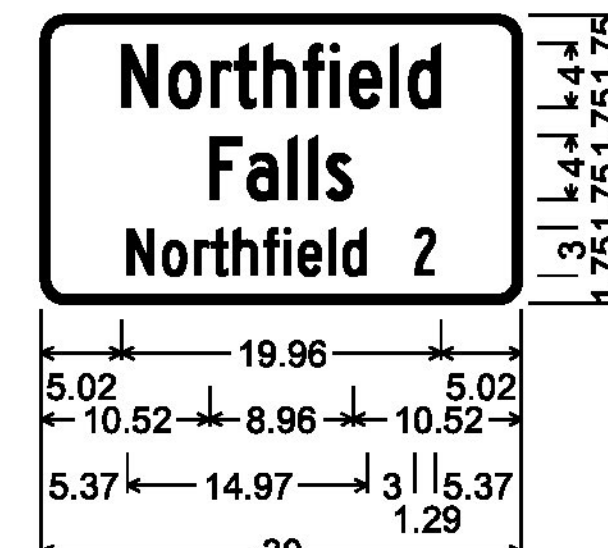
1.50" Radius, No border, White on Green;
[Roxbury] C 2K; [Brookfield] C 2K;

VD-024



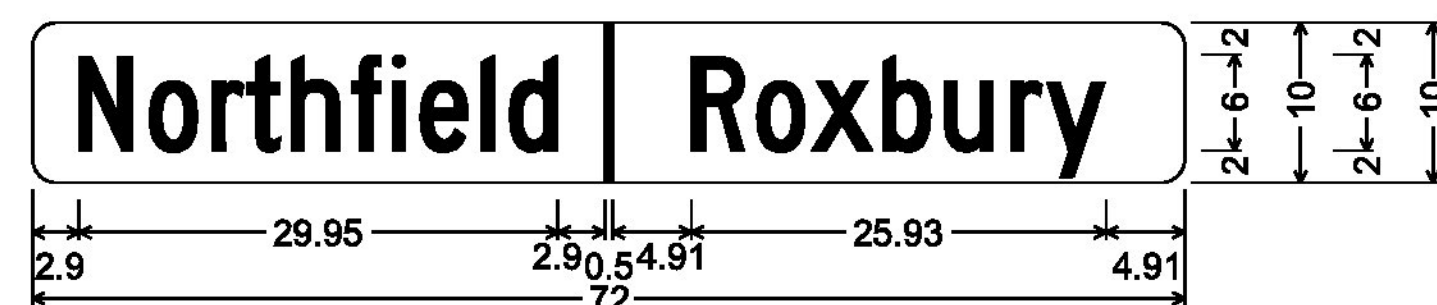
1.50" Radius, 0.50" Border, White on Green;
[East] C 2K;
[Braintree] C 2K;
[Randolph] C 2K;
[6] B 2K;

VD-018



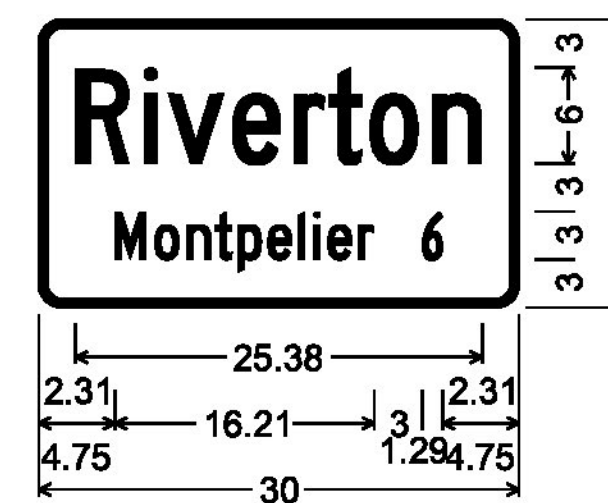
1.50" Radius, 0.50" Border, White on Green;
[Northfield] C 2K;
[Falls] C 2K;
[Northfield] C 2K;
[2] B 2K;

VD-018



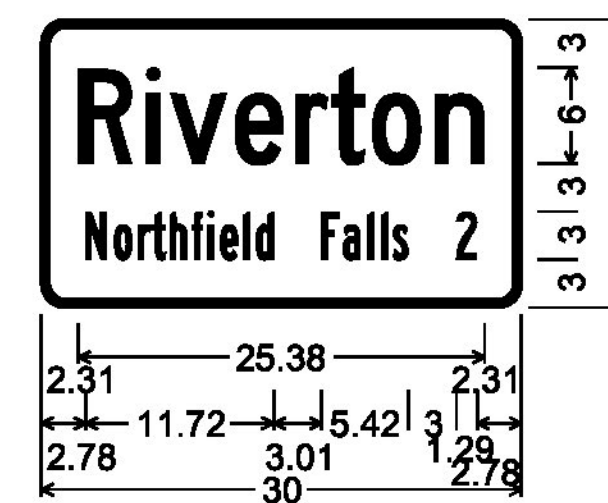
1.50" Radius, No border, White on Green;
[Northfield] C 2K; [Roxbury] C 2K;

VD-024



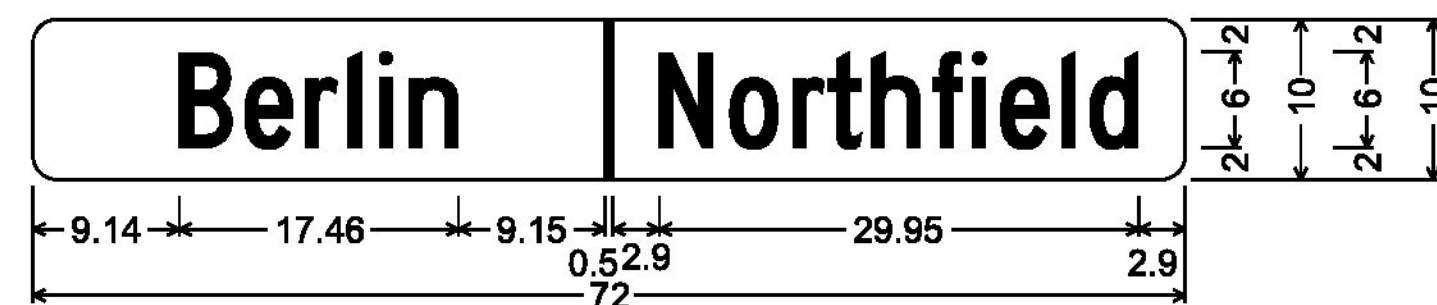
1.50" Radius, 0.50" Border, White on Green;
[Riverton] C 2K;
[Montpelier] C 2K;
[6] B 2K;

VD-018



1.50" Radius, 0.50" Border, White on Green;
[Riverton] C 2K;
[Northfield Falls] B 2K;
[2] B 2K;

VD-018



1.50" Radius, No border, White on Green;
[Berlin] C 2K; [Northfield] C 2K;

VD-024

ALL DIMENSIONS SHOWN IN INCHES,
UNLESS OTHERWISE NOTED.

PROJECT NAME:	RANDOLPH-BERLIN
PROJECT NUMBER:	STPG SIGN(52)
FILE NAME:	z13c626frrm.dgn
PROJECT LEADER:	C. BEAN
DESIGNED BY:	S. GOODWIN
SIGN DETAILS	5
PLOT DATE:	5/12/2015
DRAWN BY:	S. GOODWIN
CHECKED BY:	P. SHEDD
SHEET	9 OF 105

NOT TO SCALE