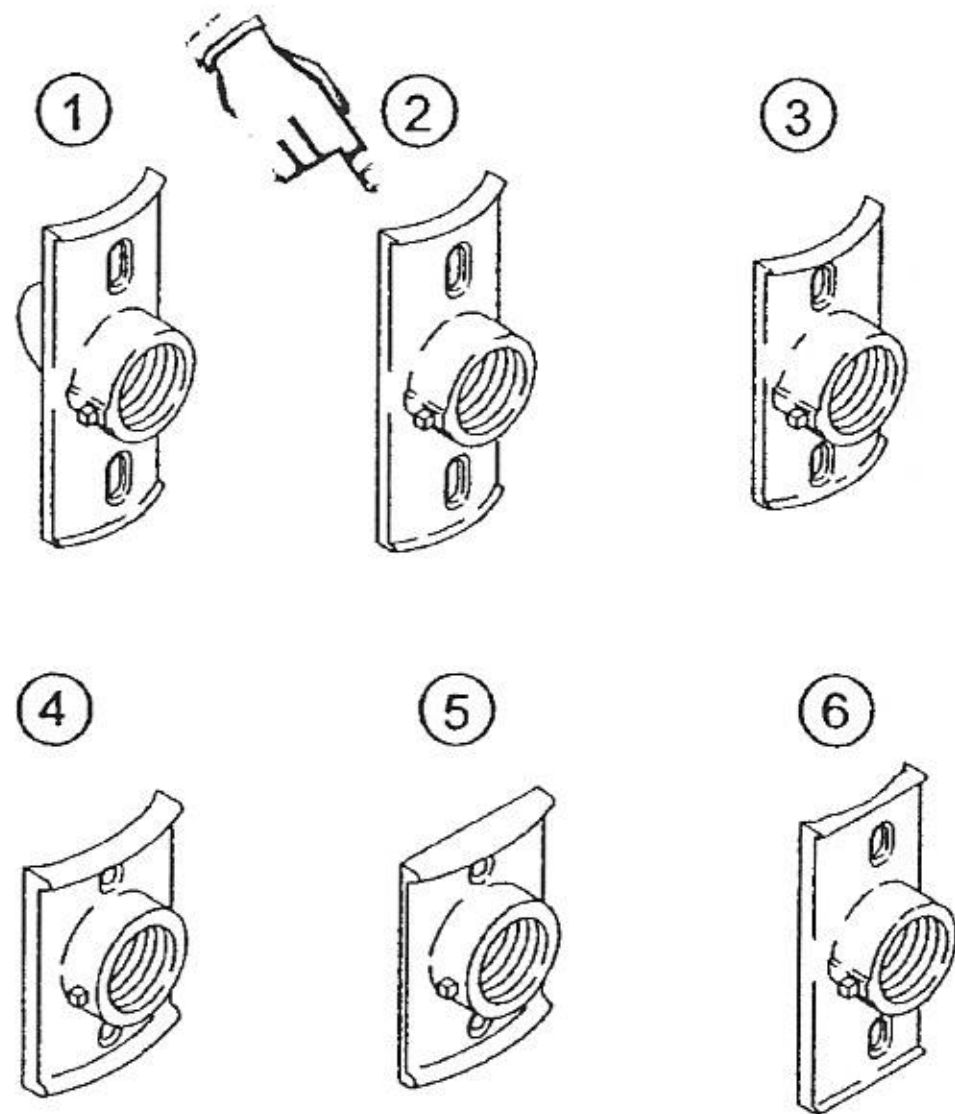


COMPONENTS

Hubs and Mounting Brackets



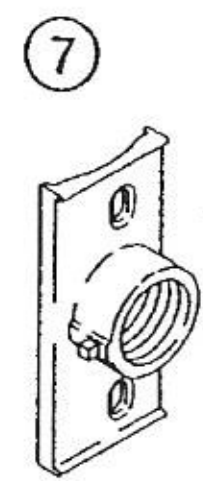
ITEM	DESCRIPTION	PART NO.
HUB PLATE:		
①	w/ Cable Guide, 1½" NPS, Alum	SE-0444
②	w/o Cable Guide, 1½" NPS, Alum	SE-0445
	w/o Cable Guide, 1½" NPS, Iron	SE-4124
③	4" Pipe, 1½" NPS, Alum	SE-0454
④	NPS Large Pole, 1½" NPS, Alum	SE-0357
⑤	Flat Back, 1½" NPS, Alum	SE-0415
⑥	Universal, 1½" NPS, 1½" Rear Opening, Alum	SE-4108
⑦	Universal, 1½" NPS, Alum	SE-4071
⑧	Universal, Alum	SE-4130
⑨	Extended, 1½" NPS, Alum	SE-0381
⑩	Extended Flat Back, 1½" NPS, Alum	SE-0465
⑪	Narrow, 1½" NPS, Alum	SE-4050
⑫	Single, 1½" NPS, Alum	SE-0111
⑬	Double, 1" NPT, Alum	SE-0112
⑭	Wood Pole, Horizontal, 1½" NPS, Alum	SE-4079

ITEM 1-6 OPTIONS
DOUBLE SET SCREWS
1½" NPT THREADS
PAINT


→ Black Paint

Notes:

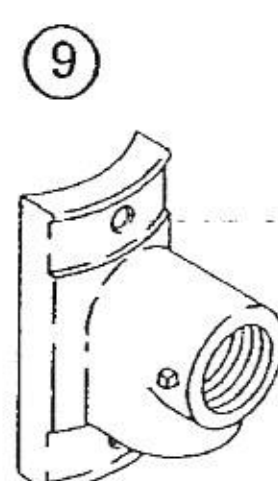
- All assemblies are supplied standard with stainless steel fasteners and natural aluminum alodine coating.
- Please specify options when ordering.



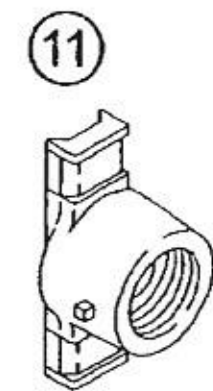

OPTIONS
DOUBLE SET SCREWS
REAR HOLE:
5/16" Dia.
3/4"-14 NPT
PAINT




OPTIONS
THREADS:
3/4"-14 NPT
3/8"-16 NC
PAINT



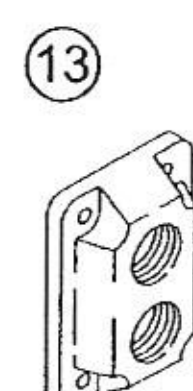
ITEM 9-10 OPTIONS
1½" NPT DOWN HOLE
3/4" MOUNTING HOLES
PAINT



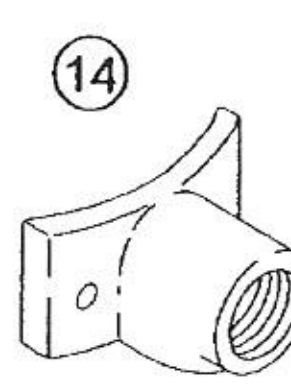
OPTIONS
DOUBLE SET SCREWS
1½" NPT THREADS
REAR HOLE:
3/4" NPT or 15/16"
PAINT



OPTIONS
9/16" MOUNTING HOLES
DOUBLE SETSCREWS
1½" NPT THREADS
PAINT



OPTIONS
PAINT



OPTIONS
1½" NPT DOWN HOLE
PAINT