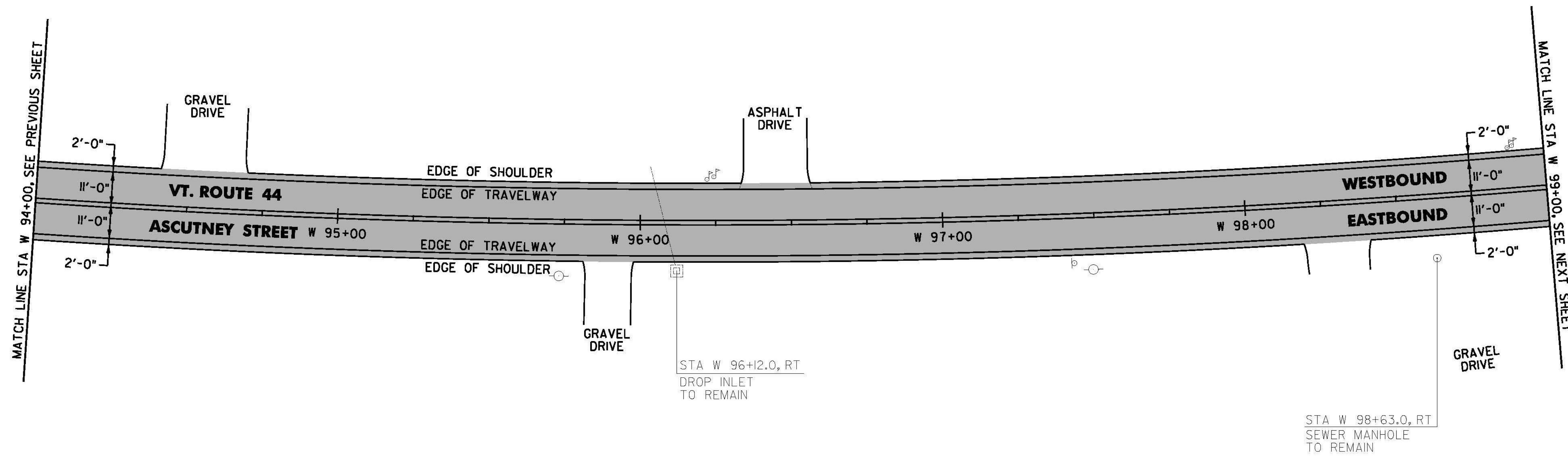
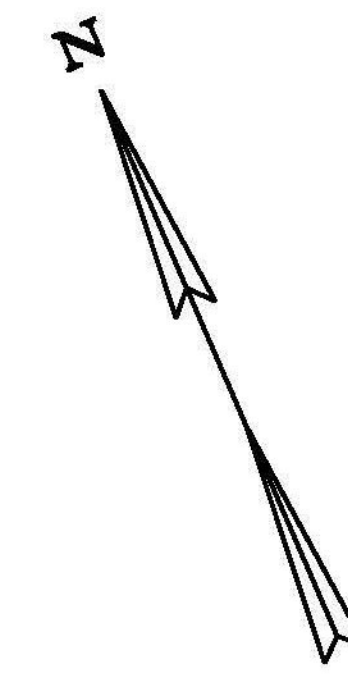



DURABLE 4 INCH WHITE LINE, TYPE A TAPE AND
 TEMPORARY 4 INCH WHITE LINE, PAINT
 (ALL LINES WILL INCLUDE EDGE LINE BREAKS AND
 RADIUS FOR TOWN HIGHWAYS)
 WINDSOR:
 STA W 94+00.00 - STA W 99+00.00 EDGE LINE LT & RT

DURABLE 4 INCH YELLOW LINE, TYPE A TAPE AND
 TEMPORARY 4 INCH YELLOW LINE, PAINT
 (ALL LINES WILL INCLUDE C/L BREAKS FOR TOWN HIGHWAYS)
 S=SOLID D=DASHED
 WINDSOR:
 STA W 94+00.00 - STA W 99+00.00 LT & RT
 S - S



LEGEND
 OVERLAY AREA

| | | |
|---|--|----------------------|
| WINDSOR PROJECT LAYOUT SHEET #12 | NOT TO SCALE | |
| | PROJECT NAME: CHESTER-SPRINGFIELD-ROCKINGHAM-WINDSOR | |
| | PROJECT NUMBER: STP 295210 | |
| | FILE NAME: z13c518bdr_seg04.dgn | PLOT DATE: 3/27/2015 |
| PROJECT LEADER: D. GOZALKOWSKI | DRAWN BY: A. KIRBY | |
| DESIGNED BY: A. HAWKINS | CHECKED BY: J. SHIELDS | |
| | SHEET 248 OF 309 | |