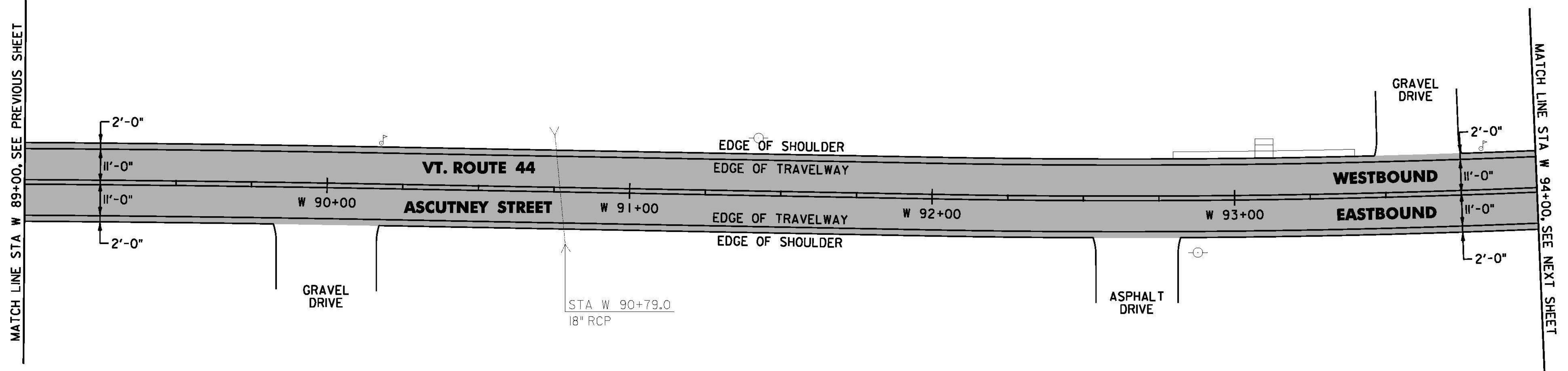




DURABLE 4 INCH WHITE LINE, TYPE A TAPE AND  
 TEMPORARY 4 INCH WHITE LINE PAINT  
 (ALL LINES WILL INCLUDE EDGE LINE BREAKS AND  
 RADIUS FOR TOWN HIGHWAYS)  
 WINDSOR:  
 STA W 89+00.00 - STA W 94+00.00 EDGE LINE LT & RT

DURABLE 4 INCH YELLOW LINE, TYPE A TAPE AND  
 TEMPORARY 4 INCH YELLOW LINE PAINT  
 (ALL LINES WILL INCLUDE C/L BREAKS FOR TOWN HIGHWAYS)  
 S=SOLID D=DASHED  
 WINDSOR:  
 STA W 89+00.00 - STA W 94+00.00 LT C RT  
 S - S



LEGEND  
 OVERLAY AREA

<b>WINDSOR PROJECT LAYOUT SHEET #11</b>	<b>NOT TO SCALE</b>	
	PROJECT NAME: CHESTER-SPRINGFIELD-ROCKINGHAM-WINDSOR	PROJECT NUMBER: STP 295200
	FILE NAME: z13c5i8bdr_seg04.dgn PROJECT LEADER: D. GOZALKOWSKI DESIGNED BY: A. HAWKINS	PLOT DATE: 3/27/2015 DRAWN BY: A. KIRBY CHECKED BY: J. SHIELDS SHEET 247 OF 309