

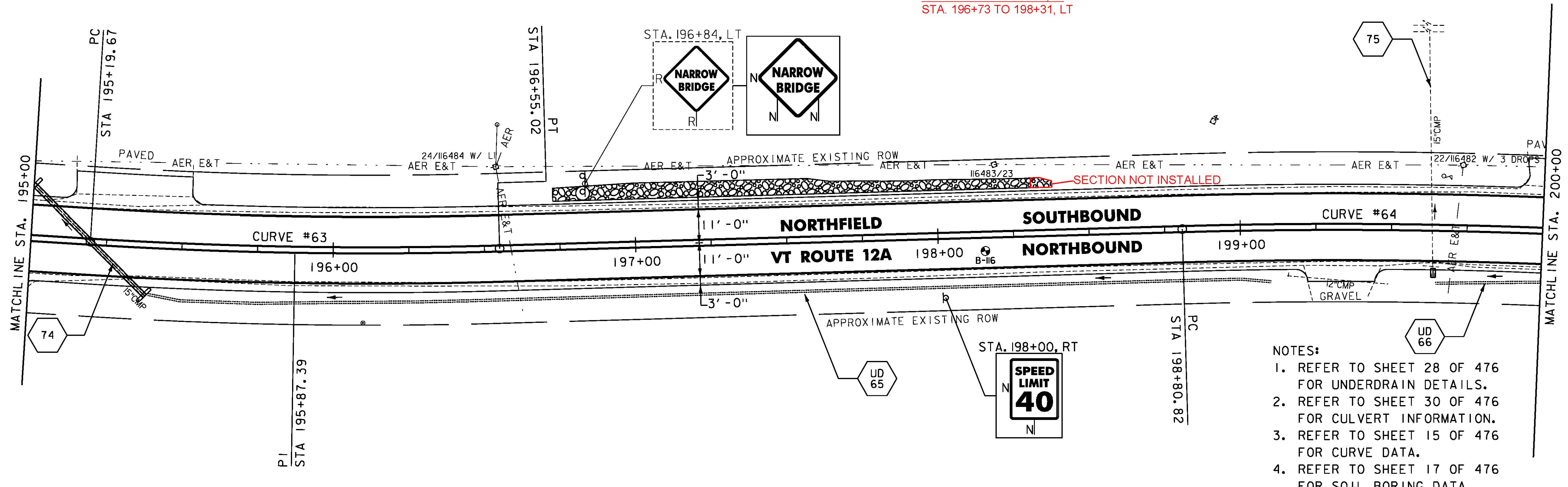
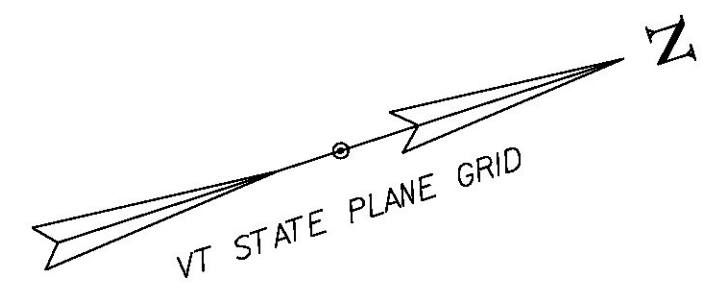
RELOCATE MAILBOX, SINGLE SUPPORT
 STA. 199+67, LT
 CLEANING CULV. PIPE, IN-PLACE
 (0 TO 24IN., INCL.)
 CULVERT #75, 186LF

DURABLE 4 INCH WHITE LINE (OPTION BID ITEM)
 TEMPORARY 4 INCH WHITE LINE, PAINT
 (ALL LINES SHALL INCLUDE EDGE LINE BREAKS
 AND RADII FOR SIDE ROADS)
 STA. 195+00 TO 200+00, SOLID LT & RT

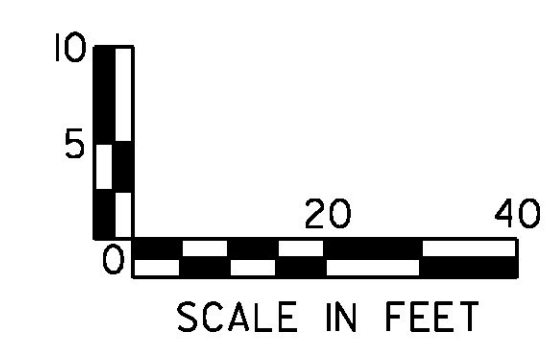
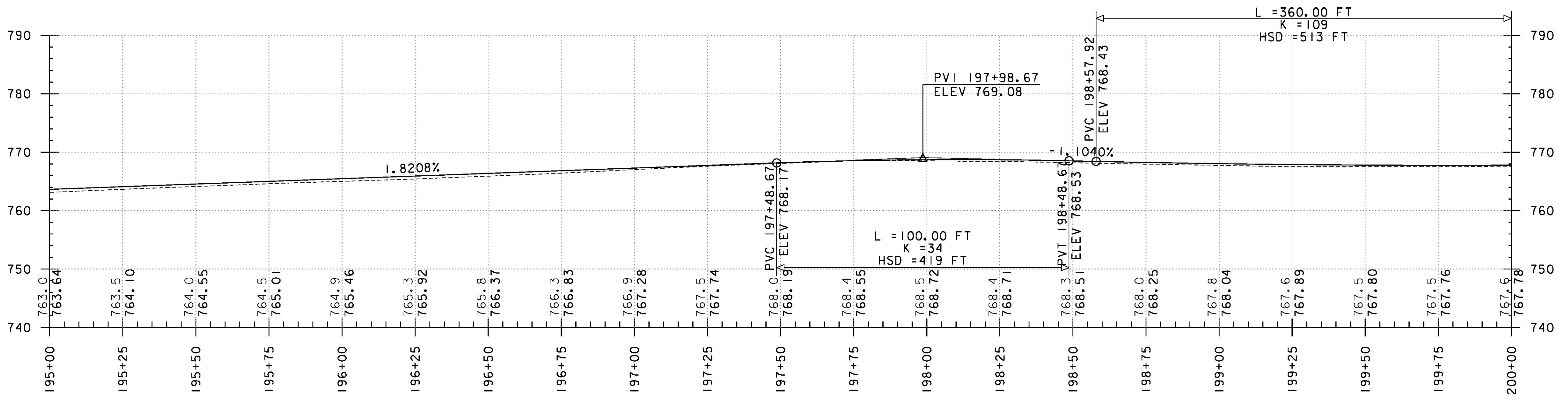
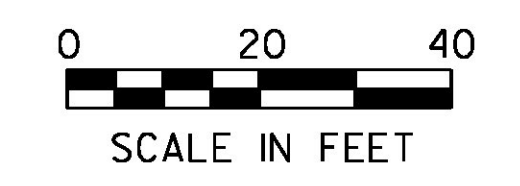
DURABLE 4 INCH YELLOW LINE (OPTION BID ITEM)
 TEMPORARY 4 INCH YELLOW LINE, PAINT
 (ALL LINES SHALL INCLUDE CENTER LINE BREAKS
 FOR SIDE ROADS)
 STA. 195+00 TO 200+00, SOLID LT & RT

REMOVING SIGNS
 AS SHOWN - 1

STONE FILL, TYPE I &
 GRUBBING MATERIAL, 6"
 STA. 196+73 TO 198+31, LT



- NOTES:
1. REFER TO SHEET 28 OF 476 FOR UNDERDRAIN DETAILS.
 2. REFER TO SHEET 30 OF 476 FOR CULVERT INFORMATION.
 3. REFER TO SHEET 15 OF 476 FOR CURVE DATA.
 4. REFER TO SHEET 17 OF 476 FOR SOIL BORING DATA.



PROJECT NAME:	ROXBURY - NORTHFIELD
PROJECT NUMBER:	ER STP 0187(13)
FILE NAME:	z13ci84bdr.dgn
PROJECT LEADER:	M. FOISY
DESIGNED BY:	G. BURGMEIER
PLAN & PROFILE SHEET 99	
PLOT DATE:	5/25/2016
DRAWN BY:	G. BARRETT
CHECKED BY:	G. EDWARDS
SHEET	149 OF 476