

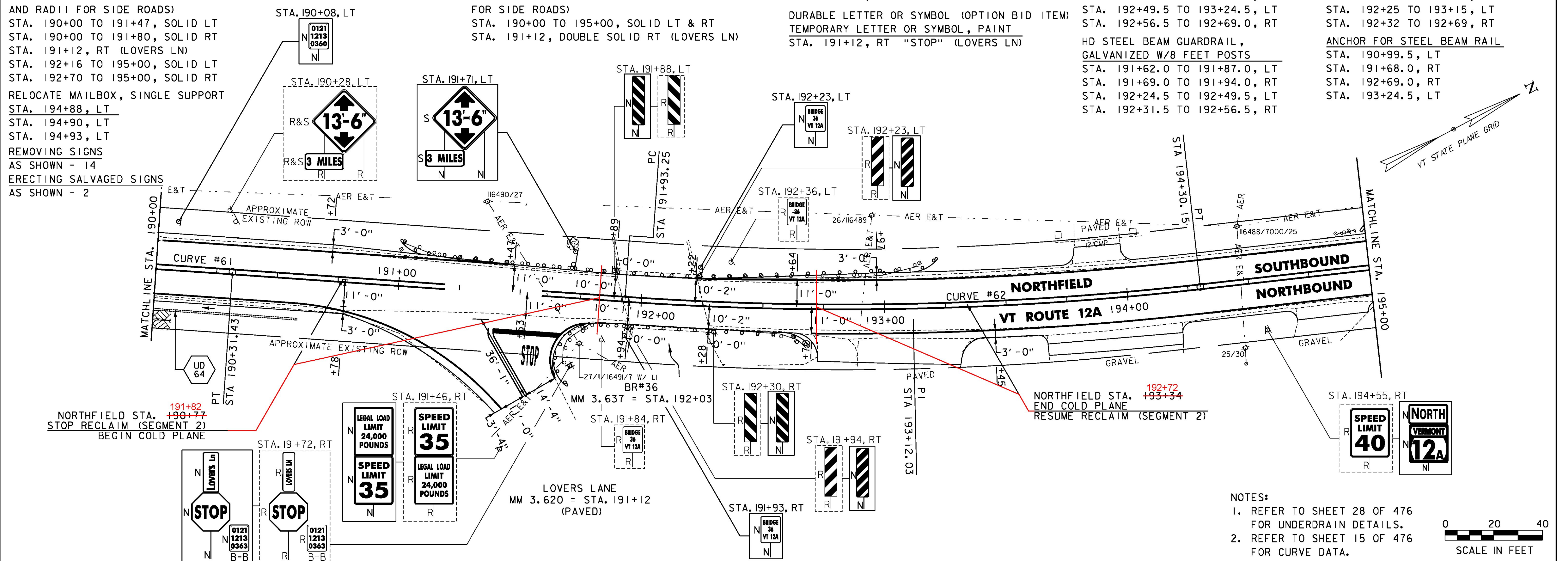
DURABLE 4 INCH WHITE LINE (OPTION BID ITEM)
 TEMPORARY 4 INCH WHITE LINE, PAINT
 (ALL LINES SHALL INCLUDE EDGE LINE BREAKS
 AND RADII FOR SIDE ROADS)
 STA. 190+00 TO 191+47, SOLID LT
 STA. 190+00 TO 191+80, SOLID RT
 STA. 191+12, RT (LOVERS LN)
 STA. 192+16 TO 195+00, SOLID LT
 STA. 192+70 TO 195+00, SOLID RT
 RELOCATE MAILBOX, SINGLE SUPPORT
 STA. 194+88, LT
 STA. 194+90, LT
 STA. 194+93, LT
 REMOVING SIGNS
 AS SHOWN - 14
 ERECTING SALVAGED SIGNS
 AS SHOWN - 2

DURABLE 4 INCH YELLOW LINE (OPTION BID ITEM)
 TEMPORARY 4 INCH YELLOW LINE, PAINT
 (ALL LINES SHALL INCLUDE CENTER LINE BREAKS
 FOR SIDE ROADS)
 STA. 190+00 TO 195+00, SOLID LT & RT
 STA. 191+12, DOUBLE SOLID RT (LOVERS LN)

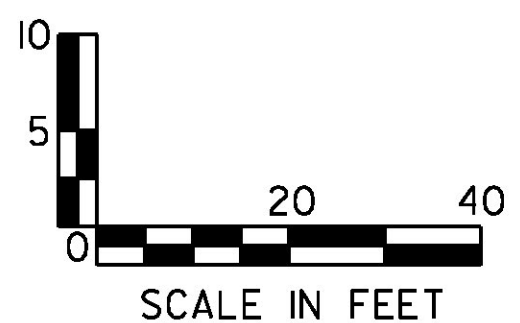
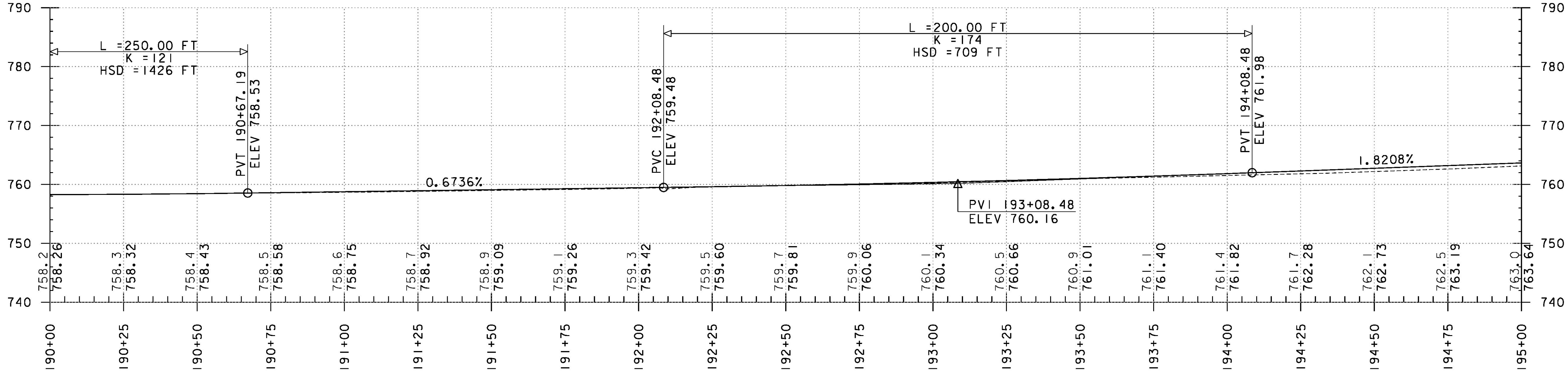
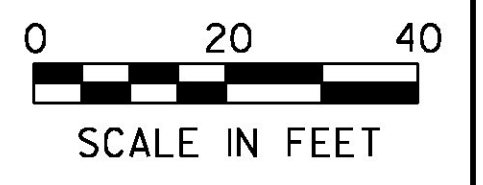
DURABLE 24 INCH STOP BAR (OPTION BID ITEM)
 TEMPORARY 24 INCH STOP BAR, PAINT
 STA. 191+12, RT (LOVERS LN) (28 LF)
 DURABLE LETTER OR SYMBOL (OPTION BID ITEM)
 TEMPORARY LETTER OR SYMBOL, PAINT
 STA. 191+12, RT "STOP" (LOVERS LN)

STEEL BEAM GUARDRAIL, GALVANIZED
 STA. 190+99.5 TO 191+62.0, LT
 STA. 191+68.0 TO 191+69.0, RT
 STA. 192+49.5 TO 193+24.5, LT
 STA. 192+56.5 TO 192+69.0, RT
 HD STEEL BEAM GUARDRAIL,
 GALVANIZED W/8 FEET POSTS
 STA. 191+62.0 TO 191+87.0, LT
 STA. 191+69.0 TO 191+94.0, RT
 STA. 192+24.5 TO 192+49.5, LT
 STA. 192+31.5 TO 192+56.5, RT

REMOVAL AND DISPOSAL OF GUARDRAIL
 STA. 191+00 TO 191+87, LT
 STA. 191+70 TO 191+94, RT
 STA. 192+25 TO 193+15, LT
 STA. 192+32 TO 192+69, RT
 ANCHOR FOR STEEL BEAM RAIL
 STA. 190+99.5, LT
 STA. 191+68.0, RT
 STA. 192+69.0, RT
 STA. 193+24.5, LT



NOTES:
 1. REFER TO SHEET 28 OF 476 FOR UNDERDRAIN DETAILS.
 2. REFER TO SHEET 15 OF 476 FOR CURVE DATA.



PROJECT NAME: ROXBURY - NORTHFIELD
 PROJECT NUMBER: ER STP 0187(I3)
 FILE NAME: z13cl84bdr.dgn
 PROJECT LEADER: M. FOISY
 DESIGNED BY: G. BURGMEIER
 PLAN & PROFILE SHEET 98
 PLOT DATE: 5/25/2016
 DRAWN BY: G. BARRETT
 CHECKED BY: G. EDWARDS
 SHEET 148 OF 476

