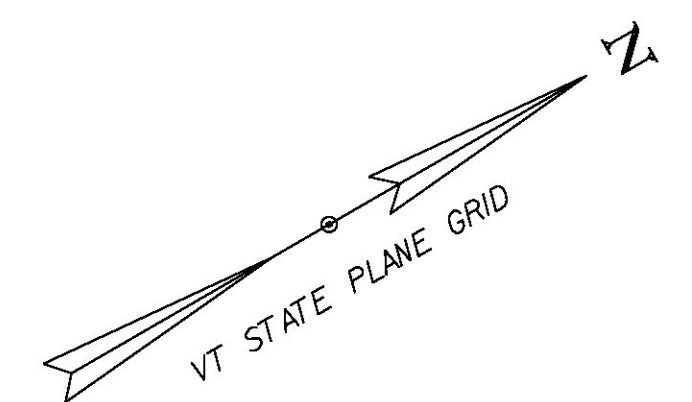
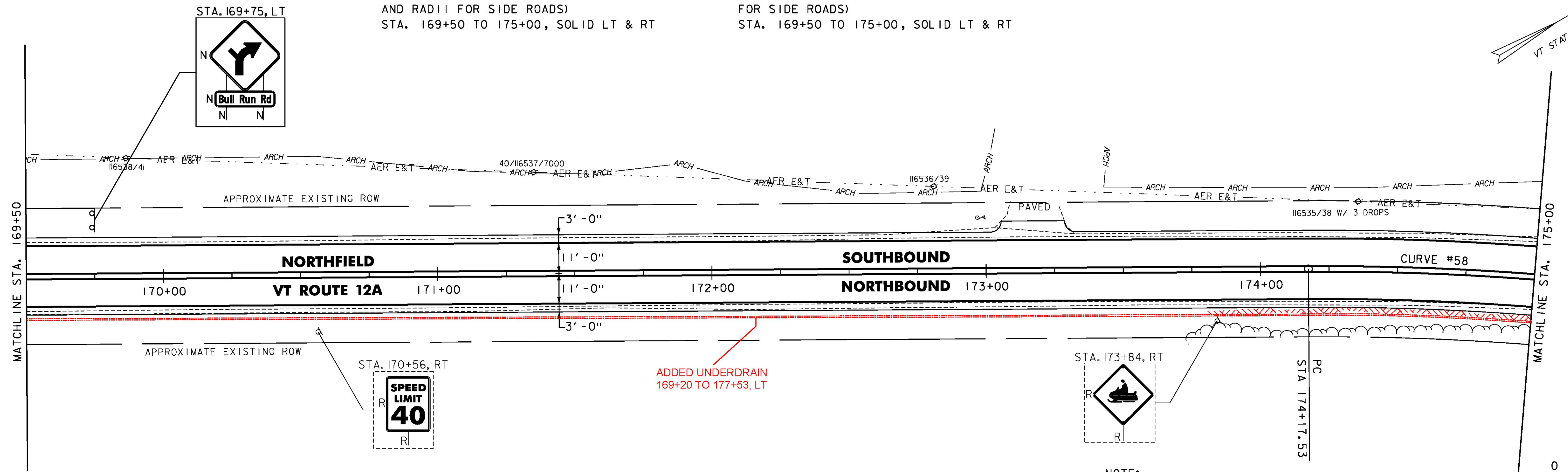


DURABLE 4 INCH WHITE LINE (OPTION BID ITEM)
 TEMPORARY 4 INCH WHITE LINE, PAINT
 (ALL LINES SHALL INCLUDE EDGE LINE BREAKS
 AND RADII FOR SIDE ROADS)
 STA. 169+50 TO 175+00, SOLID LT & RT

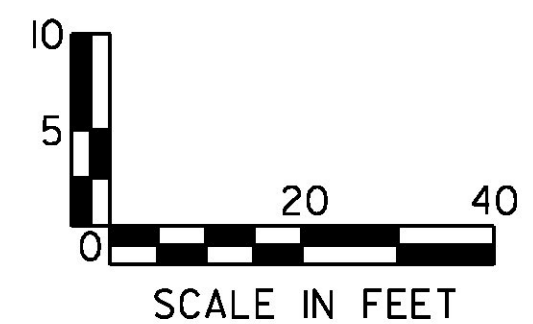
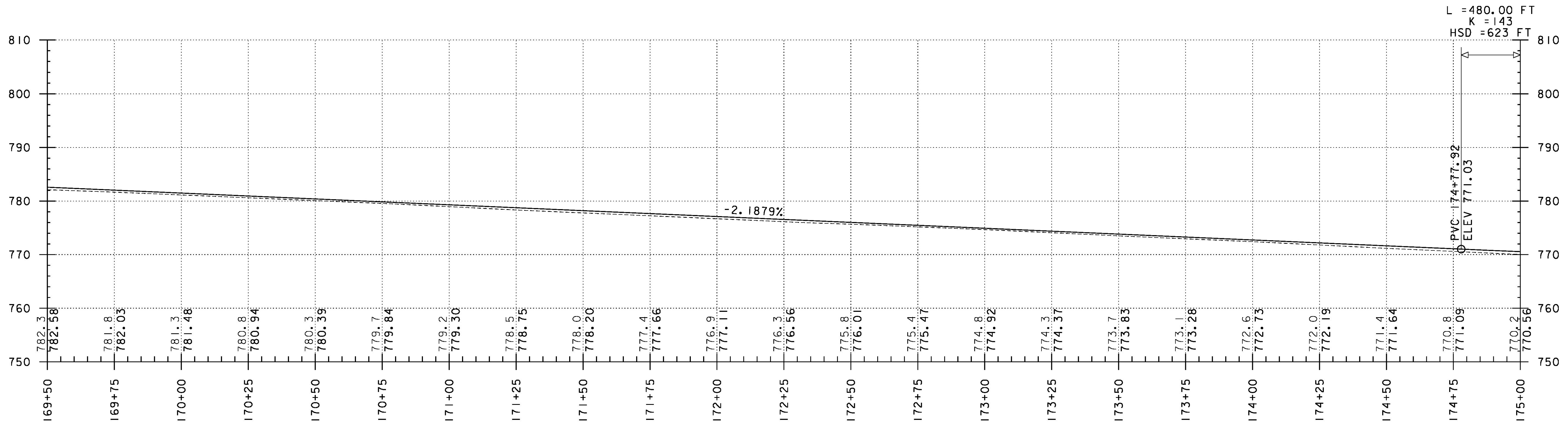
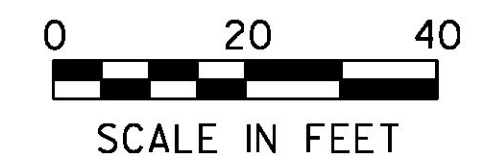
DURABLE 4 INCH YELLOW LINE (OPTION BID ITEM)
 TEMPORARY 4 INCH YELLOW LINE, PAINT
 (ALL LINES SHALL INCLUDE CENTER LINE BREAKS
 FOR SIDE ROADS)
 STA. 169+50 TO 175+00, SOLID LT & RT

REMOVING SIGNS
 AS SHOWN - 2

SOLID ROCK
 STA. 173+75 TO 175+00, RT



NOTE:
 1. REFER TO SHEET 15 OF 476
 FOR CURVE DATA.



PROJECT NAME:	ROXBURY - NORTHFIELD	PLOT DATE:	5/25/2016
PROJECT NUMBER:	ER STP 0187(13)	DRAWN BY:	G. BARRETT
FILE NAME:	z13cl84bdr.dgn	DESIGNED BY:	G. BURGMEIER
PROJECT LEADER:	M. FOISY	CHECKED BY:	G. EDWARDS
PLAN & PROFILE SHEET 94		SHEET	144 OF 476