

RELOCATE MAILBOX, SINGLE SUPPORT
 STA. 162+65, LT
 STA. 162+68, LT
 STA. 162+69, LT

DURABLE 4 INCH WHITE LINE (OPTION BID ITEM)
 TEMPORARY 4 INCH WHITE LINE, PAINT
 (ALL LINES SHALL INCLUDE EDGE LINE BREAKS
 AND RADII FOR SIDE ROADS)
 STA. 160+00 TO 160+28, SOLID LT
 STA. 160+00 TO 160+27, SOLID RT
 STA. 161+45 TO 163+75, SOLID RT
 STA. 161+46 TO 163+75, SOLID LT

DURABLE 4 INCH YELLOW LINE (OPTION BID ITEM)
 TEMPORARY 4 INCH YELLOW LINE, PAINT
 (ALL LINES SHALL INCLUDE CENTER LINE BREAKS
 FOR SIDE ROADS)
 STA. 160+00 TO 163+75, SOLID LT & RT
 STA. 161+05, LT

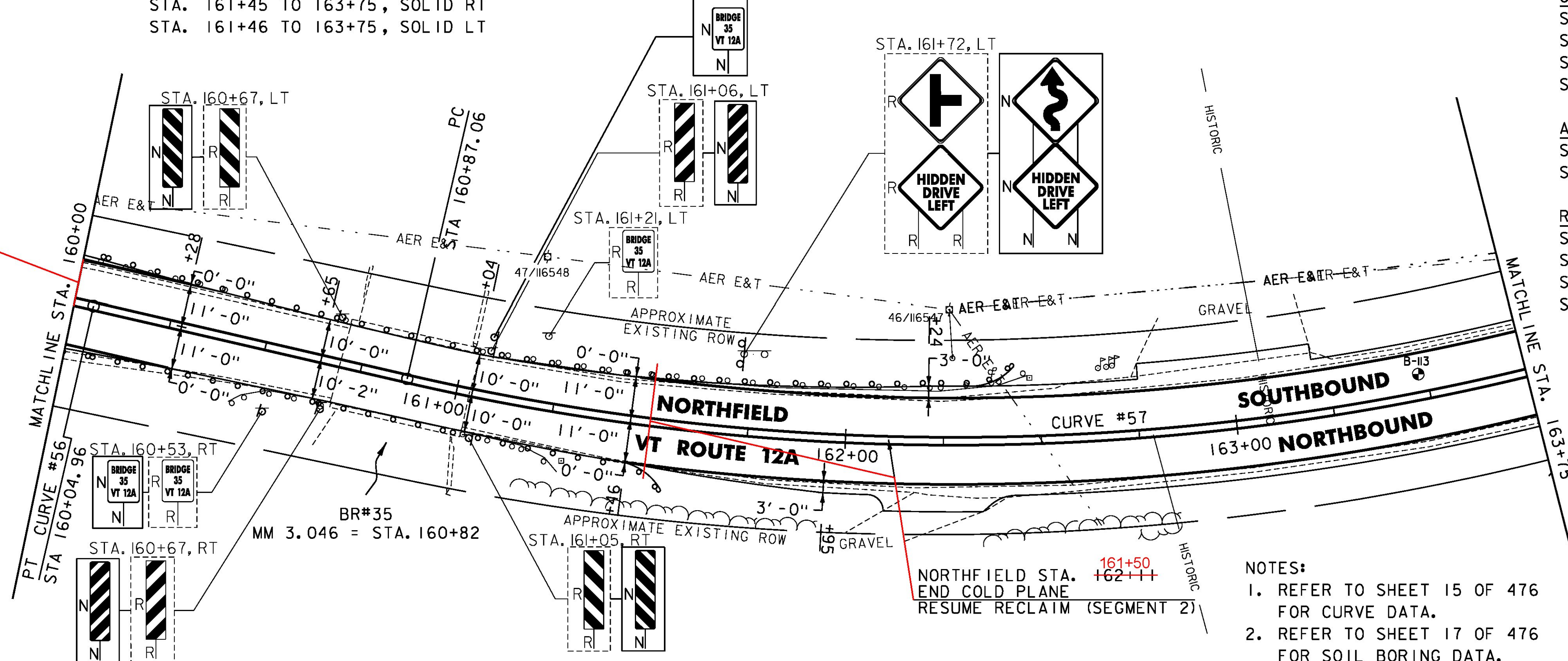
STEEL BEAM GUARDRAIL, GALVANIZED
 STA. 160+00.0 TO 160+42.9, RT
 STA. 161+30.4 TO 161+55.4, RT
 STA. 162+17.9 TO 162+42.9, LT
 REMOVING SIGNS
 AS SHOWN - 8

STEEL BEAM GUARDRAIL, GALVANIZED
 W/8 FEET POSTS
 STA. 160+00.0 TO 160+42.9, LT
 STA. 161+30.4 TO 162+17.9, LT
 HD STEEL BEAM GUARDRAIL,
 GALVANIZED W/8 FEET POSTS
 STA. 160+42.9 TO 160+67.9, LT
 STA. 160+42.9 TO 160+67.9, RT
 STA. 161+05.4 TO 161+30.4, LT
 STA. 161+05.4 TO 161+30.4, RT

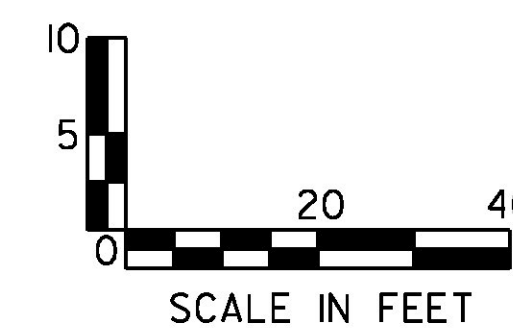
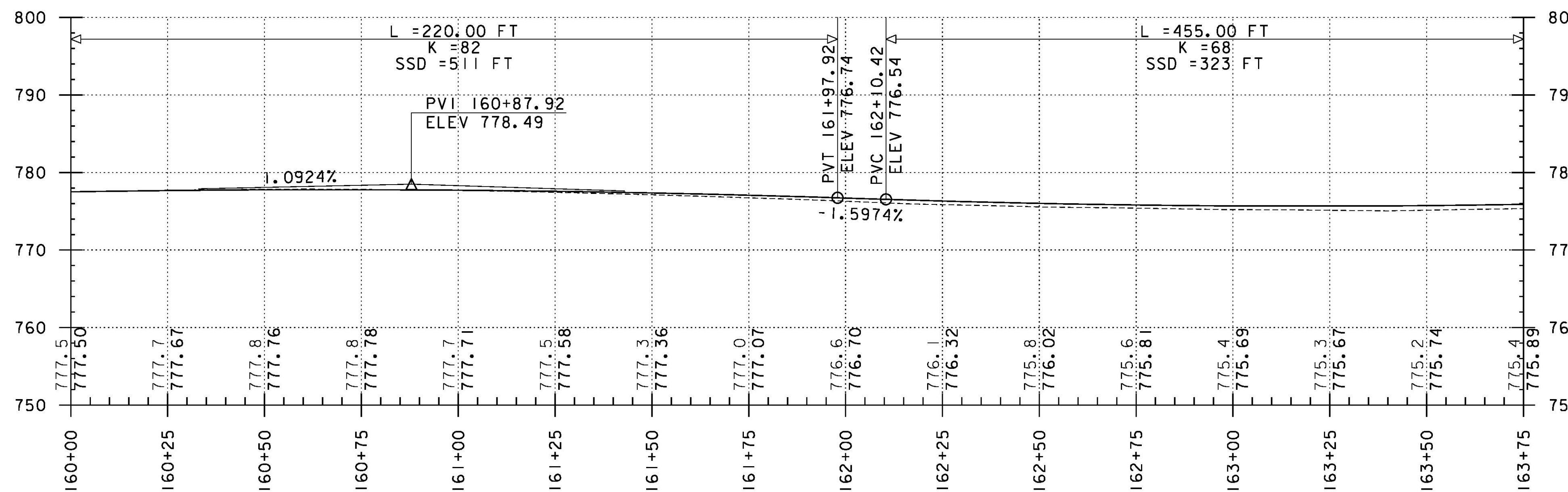
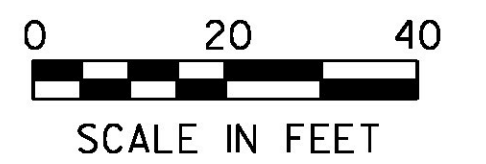
ANCHOR FOR STEEL BEAM RAIL
 STA. 161+55.4, RT
 STA. 162+42.9, LT

REMOVAL AND DISPOSAL OF GUARDRAIL
 STA. 160+00 TO 160+68, LT
 STA. 160+44 TO 160+68, RT
 STA. 161+05 TO 161+29, RT
 STA. 161+05 TO 162+45, LT

NORTHFIELD 160+00
 END RECLAIM
 RESUME COLD PLANE (SEG. 2)



- NOTES:
 1. REFER TO SHEET 15 OF 476 FOR CURVE DATA.
 2. REFER TO SHEET 17 OF 476 FOR SOIL BORING DATA.



PROJECT NAME: ROXBURY - NORTHFIELD
 PROJECT NUMBER: ER STP 0187(13)

FILE NAME: z13cl84bdr.dgn
 PROJECT LEADER: M. FOISY
 DESIGNED BY: G. BURGMEIER
 PLAN & PROFILE SHEET 92

PLOT DATE: 5/25/2016
 DRAWN BY: G. BARRETT
 CHECKED BY: G. EDWARDS
 SHEET 142 OF 476