

DURABLE 4 INCH WHITE LINE (OPTION BID ITEM)
 TEMPORARY 4 INCH WHITE LINE, PAINT
 (ALL LINES SHALL INCLUDE EDGE LINE BREAKS
 AND RADIUS FOR SIDE ROADS)
 STA. 155+00 TO 160+00, SOLID LT & RT

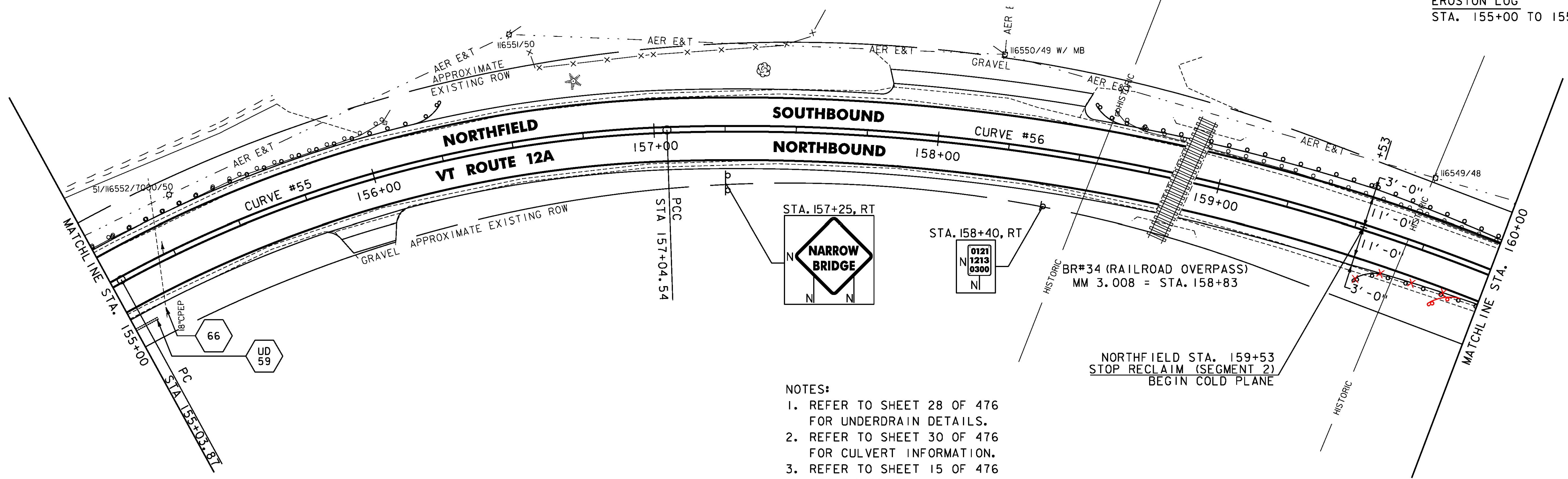
DURABLE 4 INCH YELLOW LINE (OPTION BID ITEM)
 TEMPORARY 4 INCH YELLOW LINE, PAINT
 (ALL LINES SHALL INCLUDE CENTER LINE BREAKS
 FOR SIDE ROADS)
 STA. 155+00 TO 160+00, SOLID LT & RT

STEEL BEAM GUARDRAIL, GALVANIZED
 STA. 156+02.1 TO 156+28.1, LT
 STA. 158+55.4 TO 158+80.4, LT
 STA. 159+55.4 TO 160+00.0, RT.

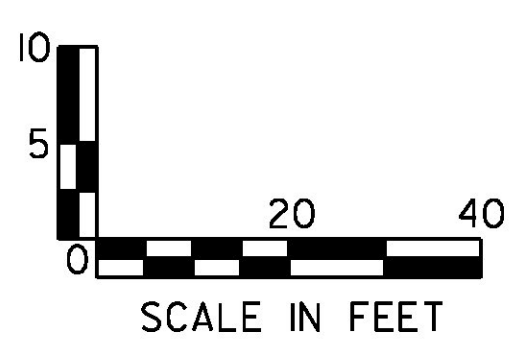
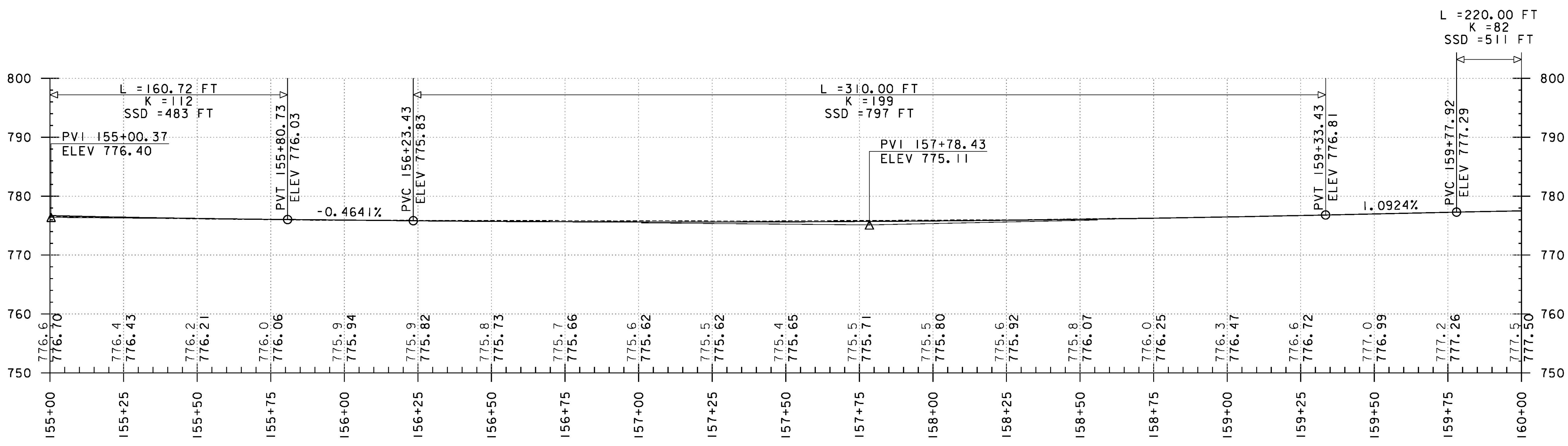
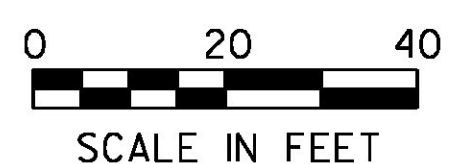
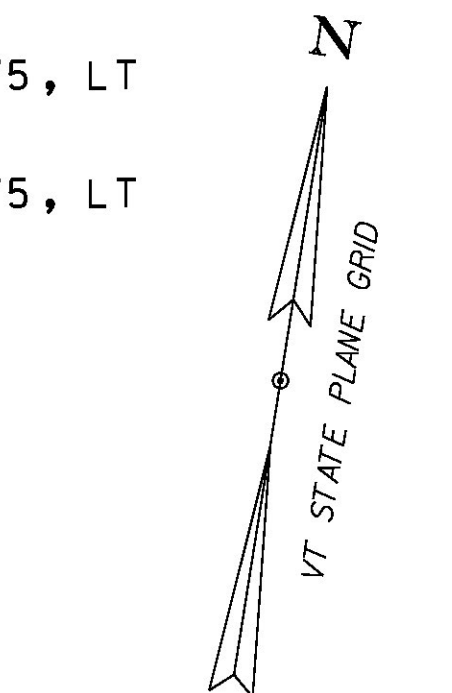
STEEL BEAM GUARDRAIL, GALVANIZED
 W/8 FEET POSTS
 STA. 155+00.0 TO 156+03.1, LT
 STA. 158+80.4 TO 160+00.0, LT

ANCHOR FOR STEEL BEAM RAIL
 STA. 156+28.1, LT
 STA. 158+55.4, LT
 STA. 159+55.4, RT

REMOVAL AND DISPOSAL OF GUARDRAIL
 STA. 155+00 TO 156+12, LT
 STA. 158+60 TO 160+00, LT
 BARRIER FENCE
 STA. 155+00 TO 156+75, LT
 EROSION LOG
 STA. 155+00 TO 155+75, LT



- NOTES:
1. REFER TO SHEET 28 OF 476 FOR UNDERDRAIN DETAILS.
 2. REFER TO SHEET 30 OF 476 FOR CULVERT INFORMATION.
 3. REFER TO SHEET 15 OF 476 FOR CURVE DATA.



PROJECT NAME: ROXBURY - NORTHFIELD
 PROJECT NUMBER: ER STP 0187(13)
 FILE NAME: z13cl84bdr.dgn
 PROJECT LEADER: M. FOISY
 DESIGNED BY: G. BURGMEIER
 PLAN & PROFILE SHEET 91

PLOT DATE: 5/25/2016
 DRAWN BY: G. BARRETT
 CHECKED BY: G. EDWARDS
 SHEET 141 OF 476