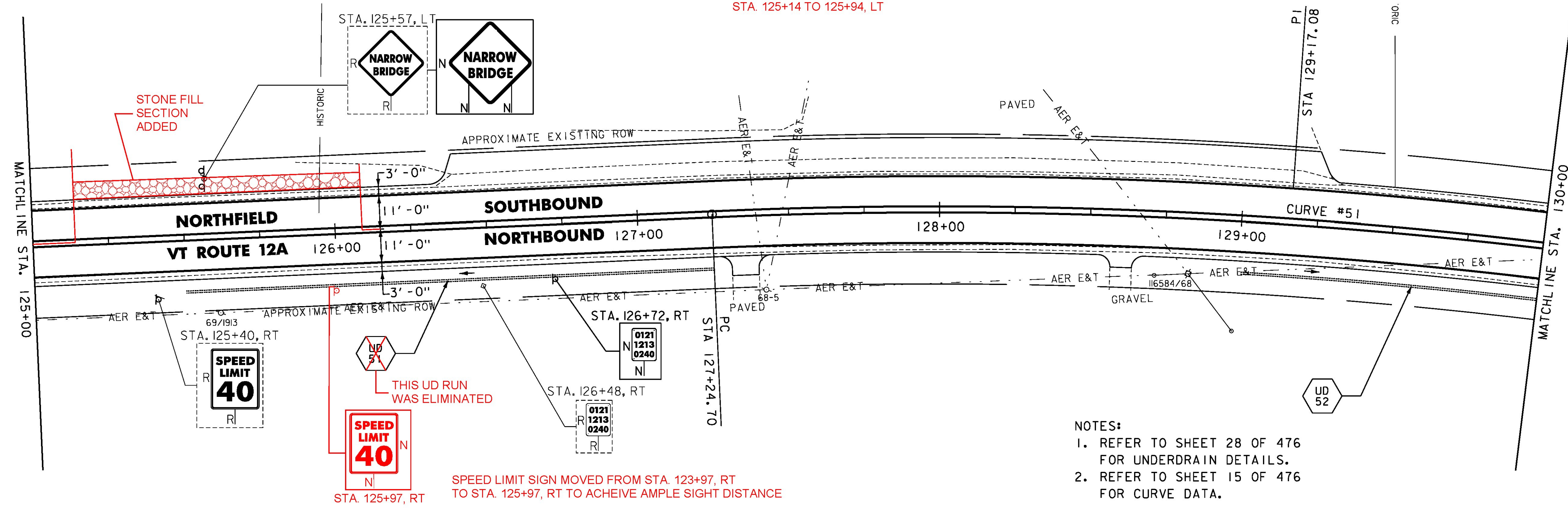


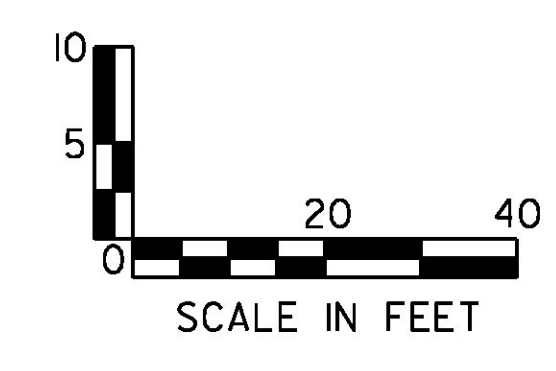
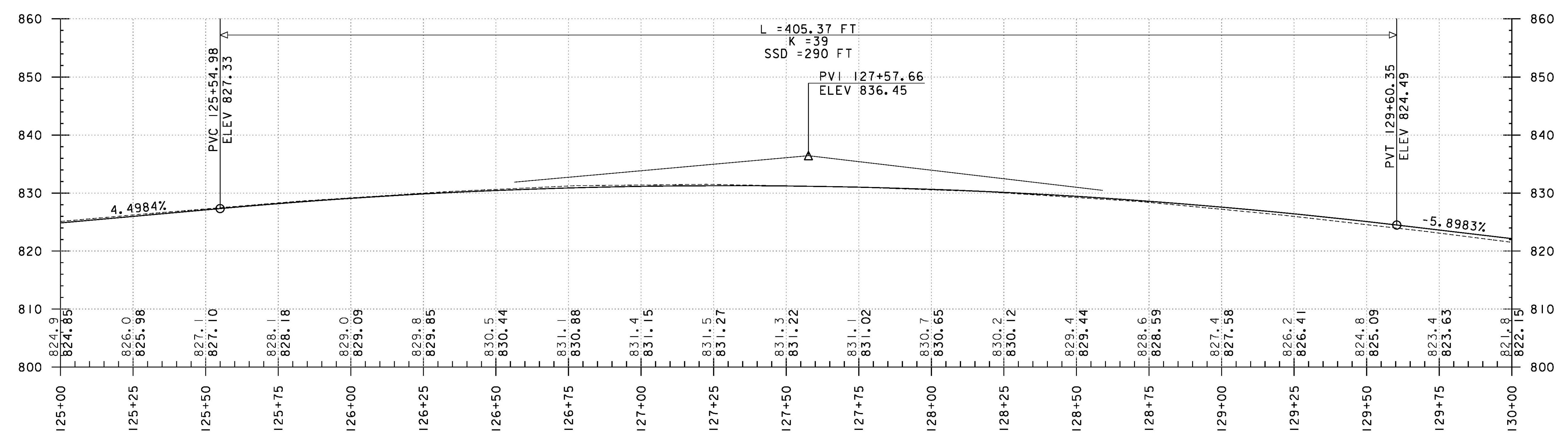
DURABLE 4 INCH WHITE LINE (OPTION BID ITEM)  
 TEMPORARY 4 INCH WHITE LINE, PAINT  
 (ALL LINES SHALL INCLUDE EDGE LINE BREAKS  
 AND RADIUS FOR SIDE ROADS)  
 STA. 125+00 TO 130+00, SOLID LT & RT

DURABLE 4 INCH YELLOW LINE (OPTION BID ITEM)  
 TEMPORARY 4 INCH YELLOW LINE, PAINT  
 (ALL LINES SHALL INCLUDE CENTER LINE BREAKS  
 FOR SIDE ROADS)  
 STA. 125+00 TO 130+00, SOLID LT & RT  
 STONE FILL, TYPE I &  
 GRUBBING MATERIAL, 6"  
 STA. 125+14 TO 125+94, LT

REMOVING SIGNS  
 AS SHOWN - 3



- NOTES:  
 1. REFER TO SHEET 28 OF 476 FOR UNDERDRAIN DETAILS.  
 2. REFER TO SHEET 15 OF 476 FOR CURVE DATA.



PROJECT NAME:	ROXBURY - NORTHFIELD
PROJECT NUMBER:	ER STP 0187(13)
FILE NAME:	z13cl84bdr.dgn
PROJECT LEADER:	M. FOISY
DESIGNED BY:	G. BURGMEIER
PLAN & PROFILE SHEET 85	
PLOT DATE:	5/25/2016
DRAWN BY:	G. BARRETT
CHECKED BY:	G. EDWARDS
SHEET	135 OF 476