

DURABLE 4 INCH WHITE LINE (OPTION BID ITEM)  
 TEMPORARY 4 INCH WHITE LINE, PAINT  
 (ALL LINES SHALL INCLUDE EDGE LINE BREAKS  
 AND RADII FOR SIDE ROADS)  
 STA. 115+00 TO 116+78, SOLID RT  
 STA. 115+00 TO 116+91, SOLID LT  
 STA. 117+80 TO 120+00, SOLID RT  
 STA. 118+10 TO 120+00, SOLID LT

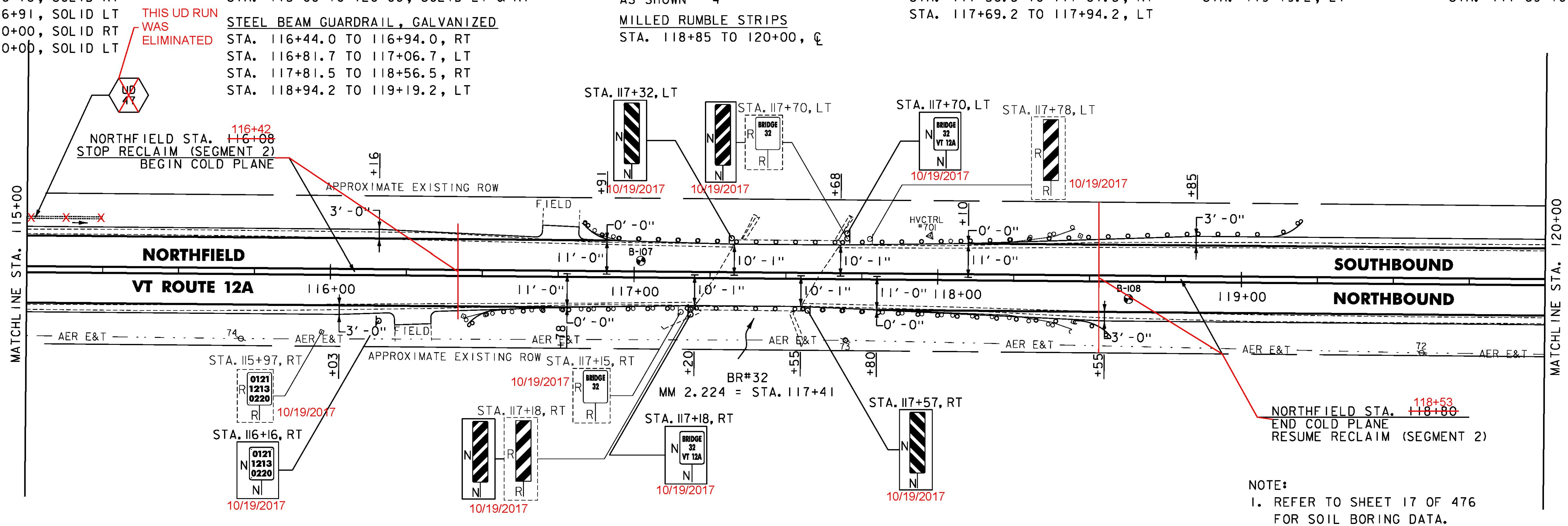
DURABLE 4 INCH YELLOW LINE (OPTION BID ITEM)  
 TEMPORARY 4 INCH YELLOW LINE, PAINT  
 (ALL LINES SHALL INCLUDE CENTER LINE BREAKS  
 FOR SIDE ROADS)  
 STA. 115+00 TO 120+00, SOLID LT & RT  
 STEEL BEAM GUARDRAIL, GALVANIZED  
 STA. 116+44.0 TO 116+94.0, RT  
 STA. 116+81.7 TO 117+06.7, LT  
 STA. 117+81.5 TO 118+56.5, RT  
 STA. 118+94.2 TO 119+19.2, LT

STEEL BEAM GUARDRAIL, GALVANIZED  
 W/8 FEET POSTS  
 STA. 117+94.2 TO 118+94.2, LT  
 REMOVING SIGNS  
 AS SHOWN - 4  
 MILLED RUMBLE STRIPS  
 STA. 118+85 TO 120+00,  $\phi$

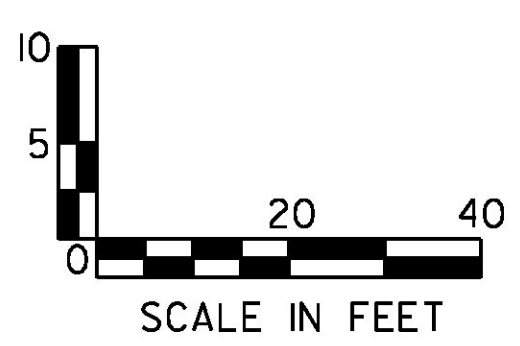
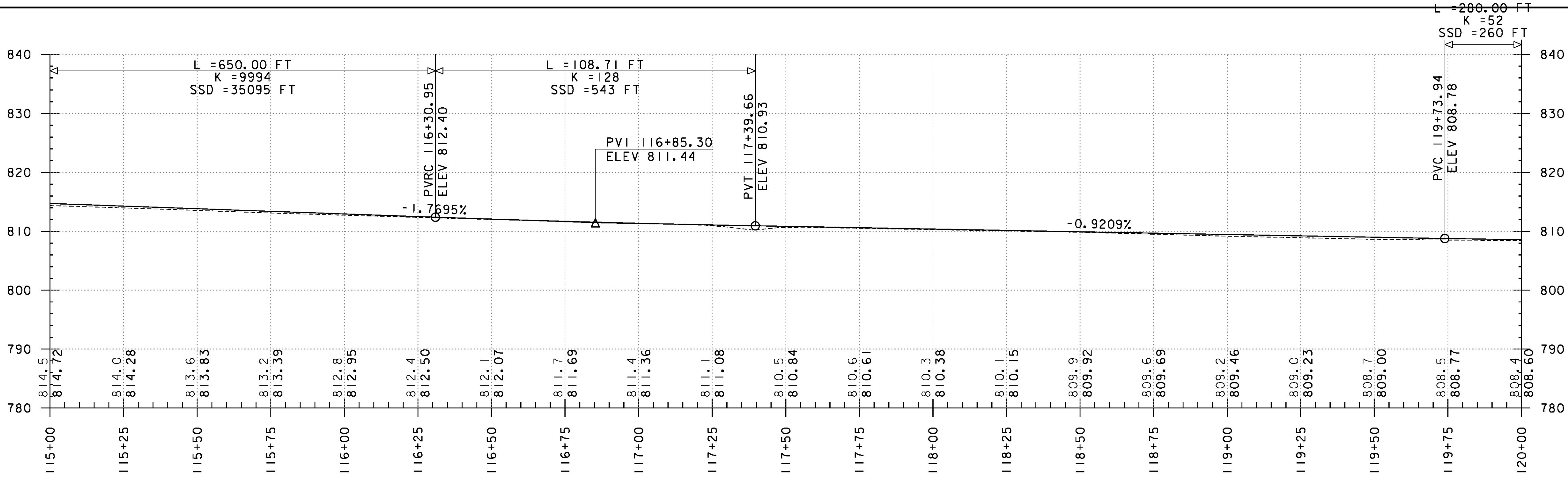
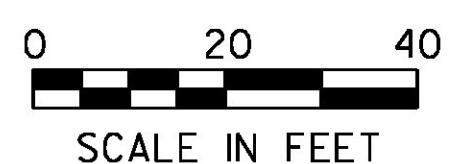
HD STEEL BEAM GUARDRAIL,  
 GALVANIZED W/8 FEET POSTS  
 STA. 116+94.0 TO 117+19.0, RT  
 STA. 117+06.7 TO 117+31.7, LT  
 STA. 117+56.5 TO 117+81.5, RT  
 STA. 117+69.2 TO 117+94.2, LT

ANCHOR FOR STEEL BEAM RAIL  
 STA. 116+44.0, RT  
 STA. 116+81.7, LT  
 STA. 118+56.5, RT  
 STA. 119+19.2, LT

REMOVAL AND DISPOSAL OF GUARDRAIL  
 STA. 116+44 TO 117+19, RT  
 STA. 116+83 TO 117+32, LT  
 STA. 117+57 TO 118+44, RT  
 STA. 117+69 TO 118+45, LT



NOTE:  
 1. REFER TO SHEET 17 OF 476  
 FOR SOIL BORING DATA.



PROJECT NAME:	ROXBURY - NORTHFIELD
PROJECT NUMBER:	ER STP 0187(13)
FILE NAME:	z13cl84bdr.dgn
PROJECT LEADER:	M. FOISY
DESIGNED BY:	G. BURGMEIER
PLANNING & PROFILE SHEET 83	
PLOT DATE:	5/25/2016
DRAWN BY:	G. BARRETT
CHECKED BY:	G. EDWARDS
SHEET	133 OF 476