

STONE FILL TYPE I & GRUBBING MATERIAL (6")  
 STA. 96+65 TO 97+10, RT  
 STA. 98+30 TO 100+00, LT  
 STA. 98+81 TO 100+00, RT

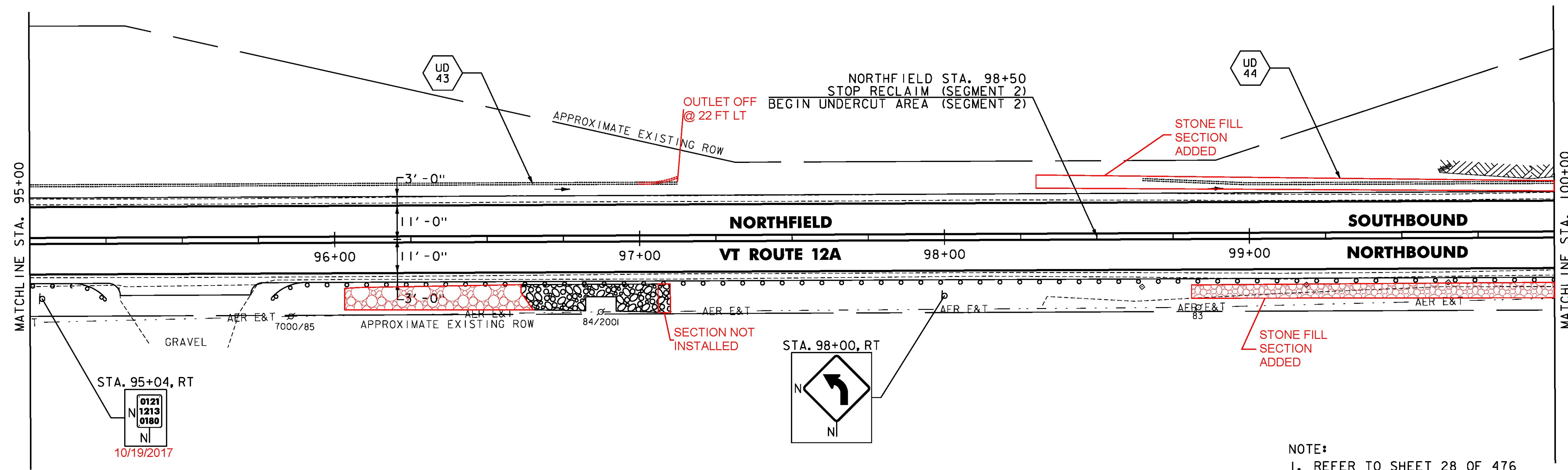
DURABLE 4 INCH WHITE LINE (OPTION BID ITEM)  
 TEMPORARY 4 INCH WHITE LINE, PAINT  
 (ALL LINES SHALL INCLUDE EDGE LINE BREAKS AND RADII FOR SIDE ROADS)  
 STA. 95+00 TO 100+00, SOLID LT & RT

DURABLE 4 INCH YELLOW LINE (OPTION BID ITEM)  
 TEMPORARY 4 INCH YELLOW LINE, PAINT  
 (ALL LINES SHALL INCLUDE CENTER LINE BREAKS FOR SIDE ROADS)  
 STA. 95+00 TO 100+00, SOLID LT & RT

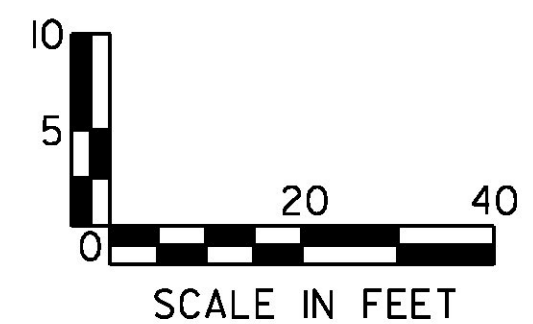
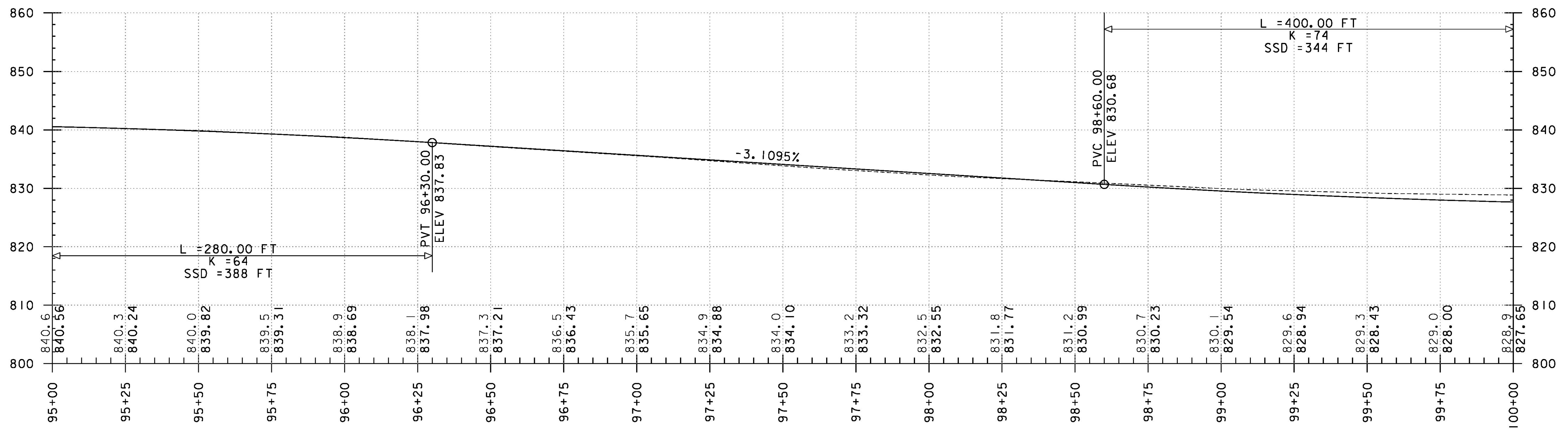
STEEL BEAM GUARDRAIL, GALVANIZED  
 STA. 95+02.1 TO 95+27.1, RT  
 STA. 95+78.4 TO 96+03.4, RT

STEEL BEAM GUARDRAIL, GALVANIZED  
 W/8 FEET POSTS  
 STA. 95+00.0 TO 95+02.1, RT  
 STA. 96+03.4 TO 100+00.0, RT

ANCHOR FOR STEEL BEAM RAIL  
 STA. 95+27.1, RT  
 STA. 95+78.4, RT  
 MILLED RUMBLE STRIPS  
 STA. 95+00 TO 100+00, C



NOTE:  
 1. REFER TO SHEET 28 OF 476 FOR UNDERDRAIN DETAILS.



PROJECT NAME:	ROXBURY - NORTHFIELD
PROJECT NUMBER:	ER STP 0187(13)
FILE NAME:	z13cl84bdr.dgn
PROJECT LEADER:	M. FOISY
DESIGNED BY:	G. BURGMEIER
PLAN & PROFILE SHEET 79	
PLOT DATE:	5/25/2016
DRAWN BY:	G. BARRETT
CHECKED BY:	G. EDWARDS
SHEET	129 OF 476