

RELOCATE MAILBOX, SINGLE SUPPORT
 STA. 80+03, LT
 STA. 81+60, RT
 STA. 82+59, LT

STONE FILL TYPE I & GRUBBING MATERIAL (6")
 STA. 80+00 TO 80+54, RT

DURABLE 4 INCH WHITE LINE (OPTION BID ITEM)
 TEMPORARY 4 INCH WHITE LINE, PAINT
 (ALL LINES SHALL INCLUDE EDGE LINE BREAKS AND RADII FOR SIDE ROADS)
 STA. 80+00 TO 85+00, SOLID LT & RT

DURABLE 4 INCH YELLOW LINE (OPTION BID ITEM)
 TEMPORARY 4 INCH YELLOW LINE, PAINT
 (ALL LINES SHALL INCLUDE CENTER LINE BREAKS FOR SIDE ROADS)
 STA. 80+00 TO 85+00, SOLID LT & RT

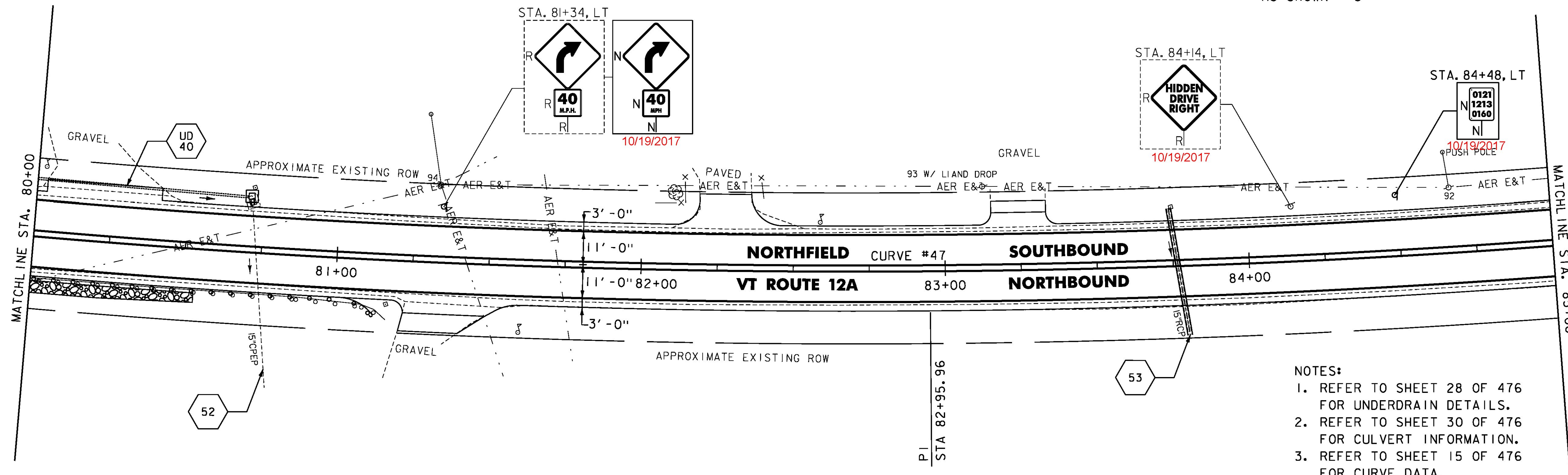
STEEL BEAM GUARDRAIL, GALVANIZED
 STA. 80+88.9 TO 81+13.9, RT
 94.0 19.0

STEEL BEAM GUARDRAIL, GALVANIZED
 W/8 FEET POSTS
 STA. 80+00.0 TO 80+88.9, RT
 94.0

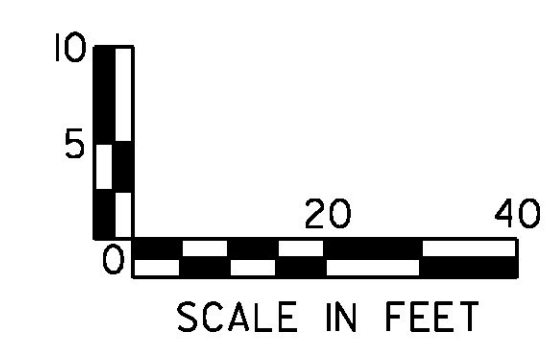
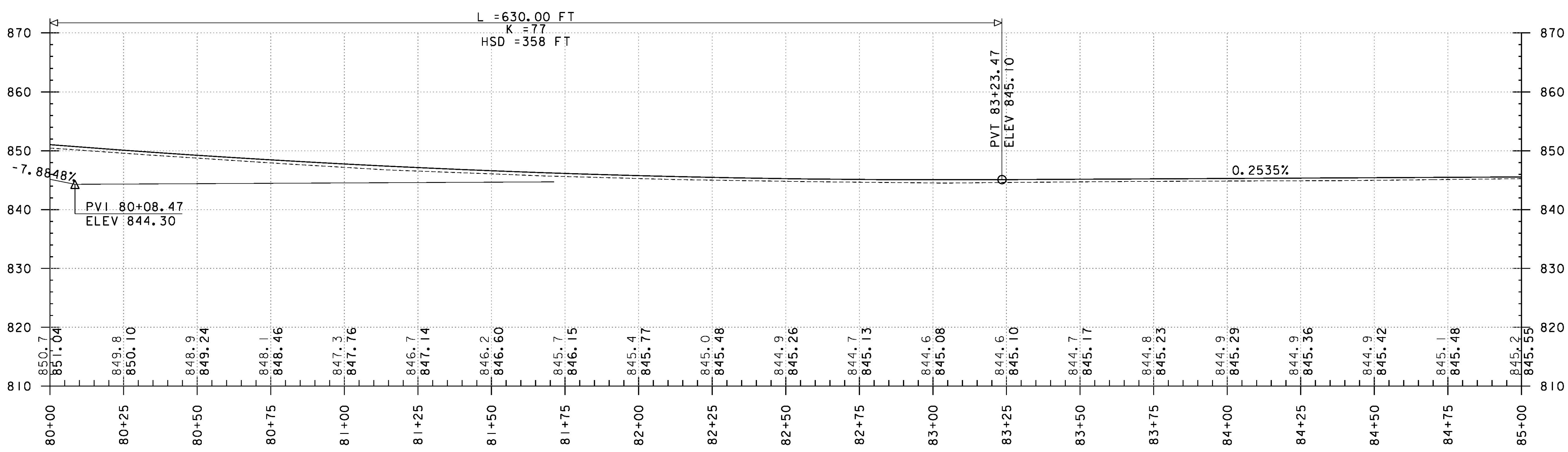
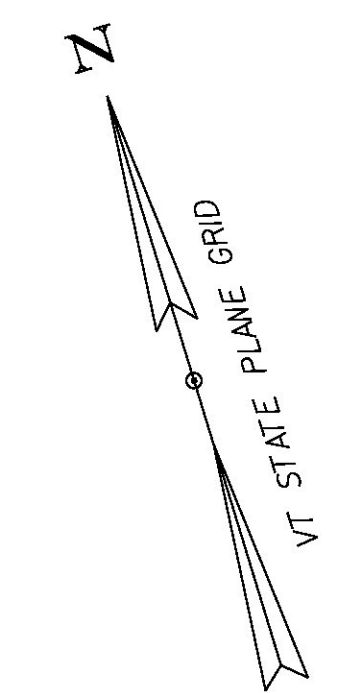
ANCHOR FOR STEEL BEAM RAIL
 STA. 81+13.9, RT
 19.0

REMOVAL AND DISPOSAL OF GUARDRAIL
 STA. 80+00 TO 81+17, RT

REMOVING SIGNS
 AS SHOWN - 3



- NOTES:
1. REFER TO SHEET 28 OF 476 FOR UNDERDRAIN DETAILS.
 2. REFER TO SHEET 30 OF 476 FOR CULVERT INFORMATION.
 3. REFER TO SHEET 15 OF 476 FOR CURVE DATA.



PROJECT NAME:	ROXBURY - NORTHFIELD
PROJECT NUMBER:	ER STP 0187(13)
FILE NAME:	z13cl84bdr.dgn
PROJECT LEADER:	M. FOISY
DESIGNED BY:	G. BURGMEIER
PLAN & PROFILE SHEET 76	
PLOT DATE:	5/25/2016
DRAWN BY:	G. BARRETT
CHECKED BY:	G. EDWARDS
SHEET	126 OF 476