

RELOCATE MAILBOX, SINGLE SUPPORT
 STA. 72+90, RT
 STONE FILL TYPE I & GRUBBING
 MATERIAL (6")
 STA. 70+00 TO 70+62, LT
 STA. 71+03 TO 72+63, LT
 20 71+74

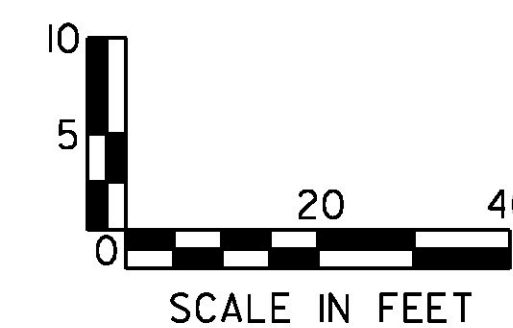
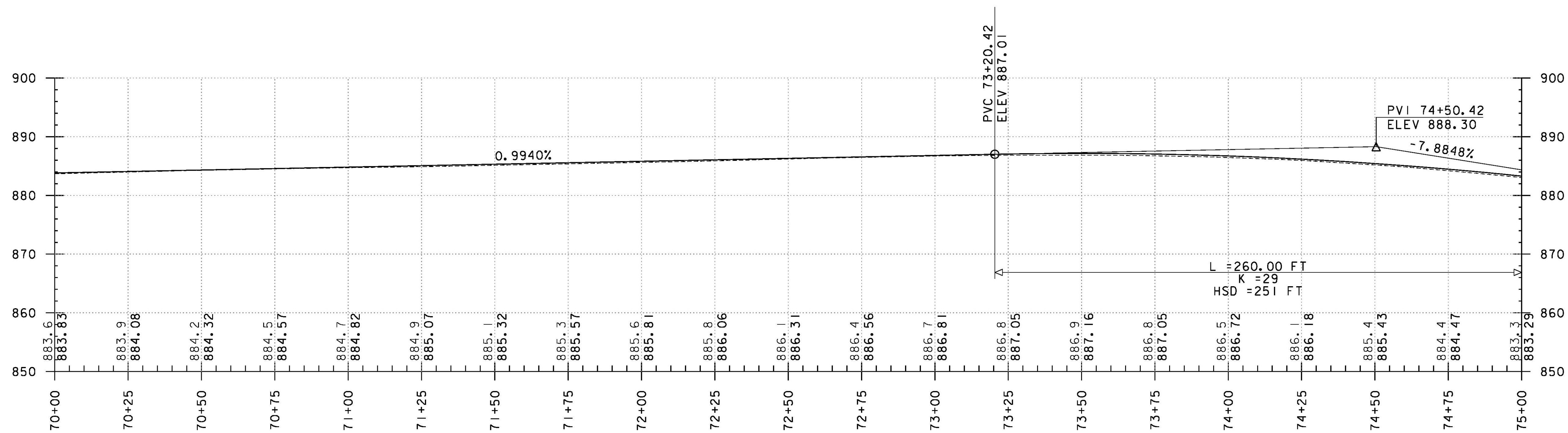
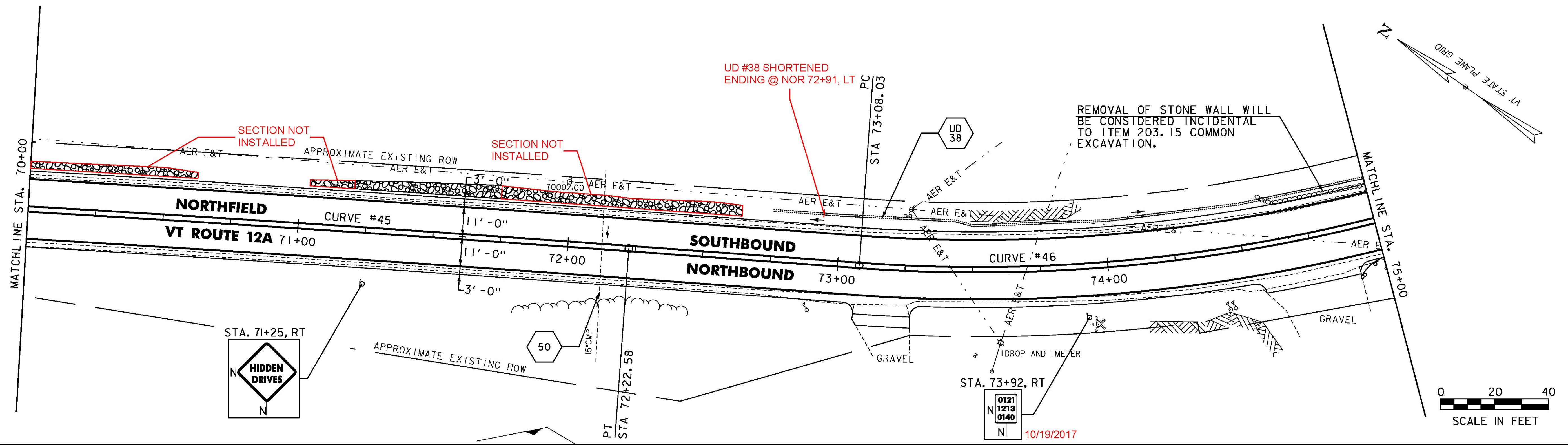
DURABLE 4 INCH WHITE LINE (OPTION BID ITEM)
 TEMPORARY 4 INCH WHITE LINE, PAINT
 (ALL LINES SHALL INCLUDE EDGE LINE BREAKS
 AND RADII FOR SIDE ROADS)
 STA. 70+00 TO 75+00, SOLID LT & RT

DURABLE 4 INCH YELLOW LINE (OPTION BID ITEM)
 TEMPORARY 4 INCH YELLOW LINE, PAINT
 (ALL LINES SHALL INCLUDE CENTER LINE BREAKS
 FOR SIDE ROADS)
 STA. 70+00 TO 75+00, SOLID LT & RT

STEEL BEAM GUARDRAIL, GALVANIZED
 STA. 74+88.9 TO 75+00, RT
 ANCHOR FOR STEEL BEAM RAIL
 STA. 74+88.9, RT

MILLED RUMBLE STRIPS
 STA. 70+00 TO 73+00, C
 72+50

- NOTES:
1. REFER TO SHEET 28 OF 476 FOR UNDERDRAIN DETAILS.
 2. REFER TO SHEET 30 OF 476 FOR CULVERT INFORMATION.
 3. REFER TO SHEET 15 OF 476 FOR CURVE DATA.



PROJECT NAME:	ROXBURY - NORTHFIELD
PROJECT NUMBER:	ER STP 0187(I3)
FILE NAME:	z13cl84bdr.dgn
PROJECT LEADER:	M. FOISY
DESIGNED BY:	G. BURGMEIER
PLANNING & PROFILE SHEET 74	
PLOT DATE:	5/25/2016
DRAWN BY:	G. BARRETT
CHECKED BY:	G. EDWARDS
SHEET	124 OF 476

