

RELOCATE MAILBOX, SINGLE SUPPORT
STA. 57+73, RT

STONE FILL TYPE I & GRUBBING
MATERIAL (6")
~~STA. 56+68 TO 57+50, RT~~

DURABLE 4 INCH WHITE LINE (OPTION BID ITEM)
TEMPORARY 4 INCH WHITE LINE, PAINT
(ALL LINES SHALL INCLUDE EDGE LINE BREAKS
AND RADII FOR SIDE ROADS)
STA. 55+00 TO 60+00, SOLID LT & RT

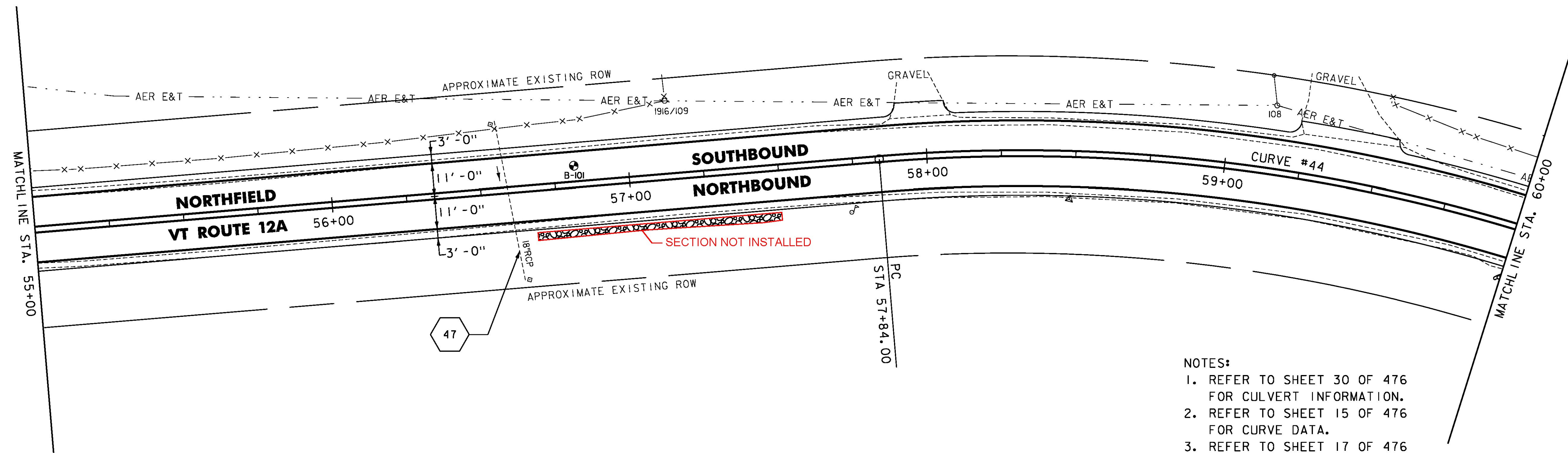
STEEL BEAM GUARDRAIL, GALVANIZED
~~STA. 59+98.0 TO 60+00.0, RT~~

DURABLE 4 INCH YELLOW LINE (OPTION BID ITEM)
TEMPORARY 4 INCH YELLOW LINE, PAINT
(ALL LINES SHALL INCLUDE CENTER LINE BREAKS
FOR SIDE ROADS)
STA. 55+00 TO 60+00, SOLID LT & RT

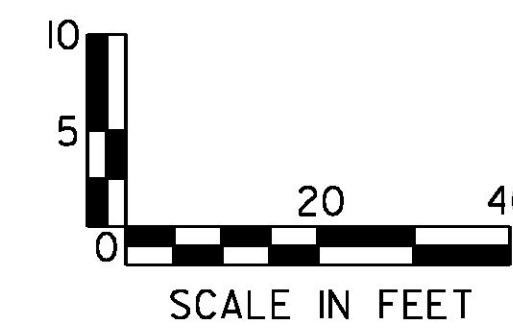
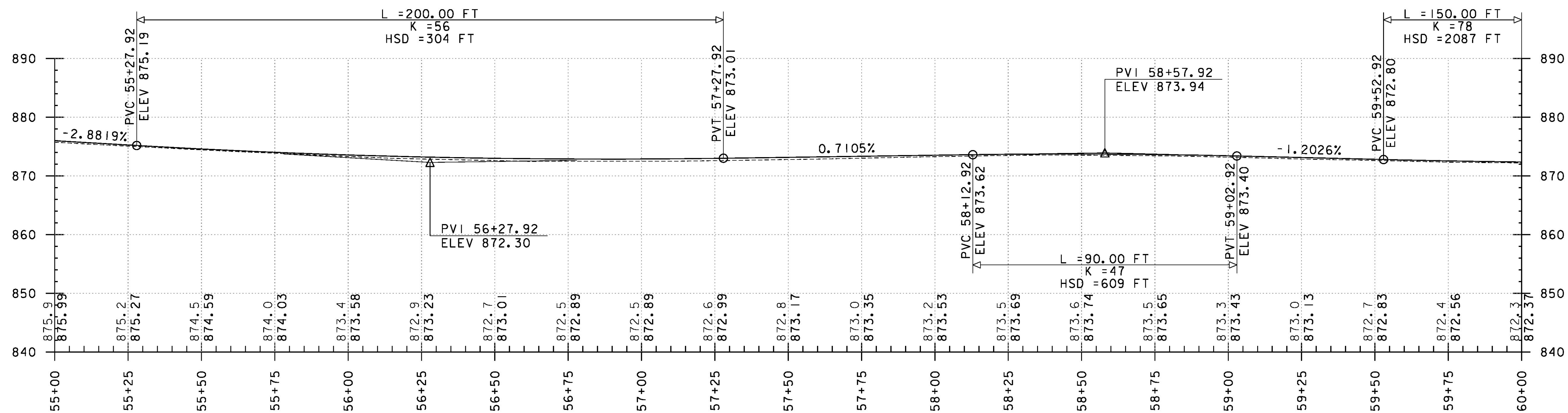
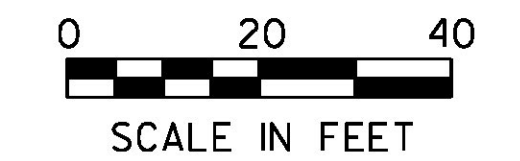
ANCHOR FOR STEEL BEAM RAIL
~~STA. 59+98.0, RT~~

MILLED RUMBLE STRIPS
STA. 55+00 TO ~~57+00~~, @ 56+50
STA. 59+00 TO 60+00, @

CLEANING CULV. PIPE, IN-PLACE
(0 TO 24IN., INCL.)
CULVERT #47, 55LF



- NOTES:
1. REFER TO SHEET 30 OF 476 FOR CULVERT INFORMATION.
 2. REFER TO SHEET 15 OF 476 FOR CURVE DATA.
 3. REFER TO SHEET 17 OF 476 FOR SOIL BORING DATA.



PROJECT NAME: ROXBURY - NORTHFIELD
PROJECT NUMBER: ER STP 0187(13)

FILE NAME: z13cl84bdr.dgn
PROJECT LEADER: M. FOISY
DESIGNED BY: G. BURGMEIER
PLAN & PROFILE SHEET 71

PLOT DATE: 5/25/2016
DRAWN BY: G. BARRETT
CHECKED BY: G. EDWARDS
SHEET 121 OF 476