

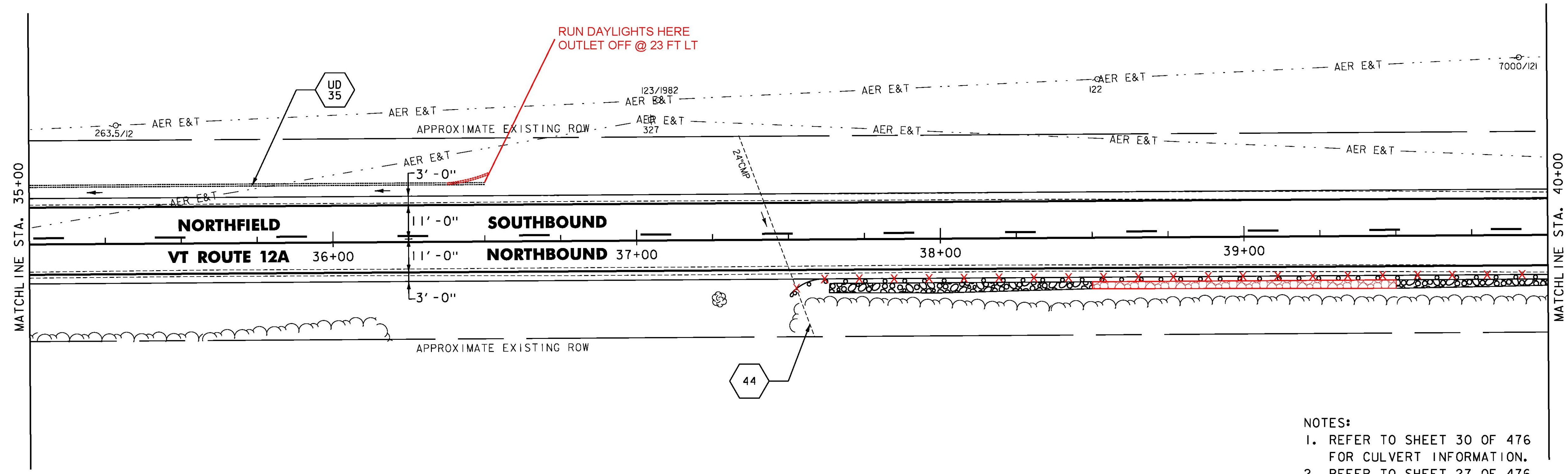
STONE FILL TYPE I & GRUBBING MATERIAL (6")
~~STA. 37+63 TO 38+50, RT~~
~~STA. 39+50 TO 40+00, RT~~
 STA. 37+63 TO 40+00, RT

DURABLE 4 INCH WHITE LINE (OPTION BID ITEM)
 TEMPORARY 4 INCH WHITE LINE, PAINT
 (ALL LINES SHALL INCLUDE EDGE LINE BREAKS AND RADII FOR SIDE ROADS)
 STA. 35+00 TO 40+00, SOLID LT & RT

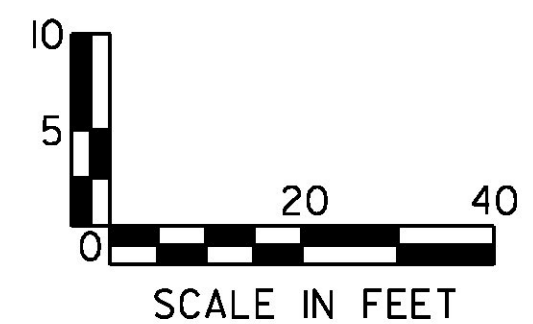
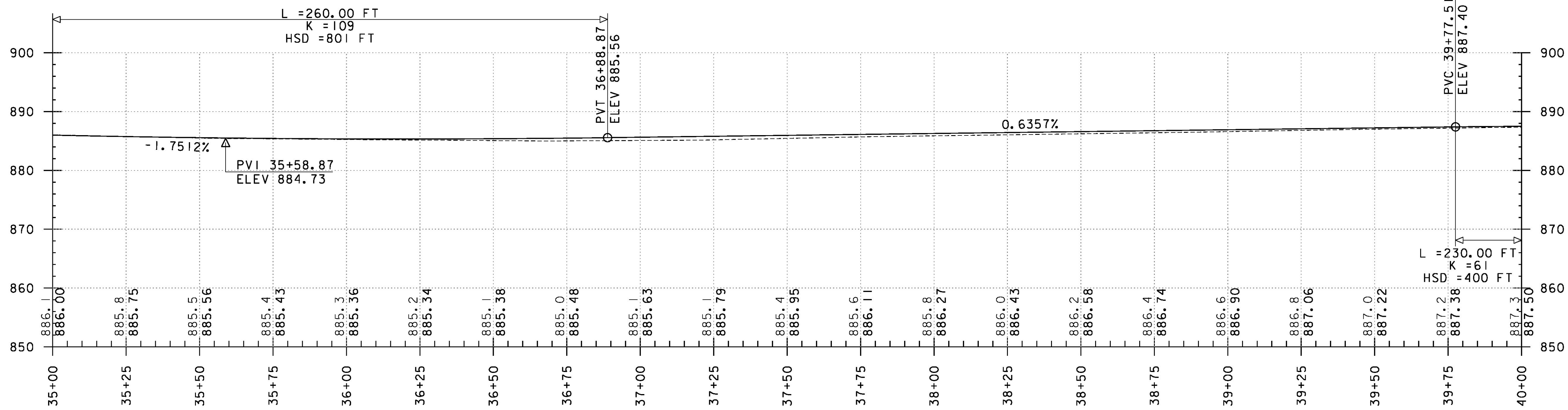
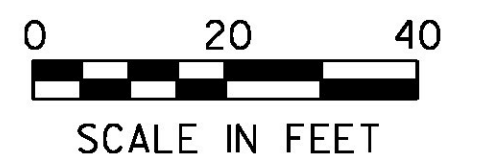
DURABLE 4 INCH YELLOW LINE (OPTION BID ITEM)
 TEMPORARY 4 INCH YELLOW LINE, PAINT
 (ALL LINES SHALL INCLUDE CENTER LINE BREAKS FOR SIDE ROADS)
 STA. 35+00 TO 40+00, DASHED LT, SOLID RT

STEEL BEAM GUARDRAIL, GALVANIZED
 STA. 37+50.9 TO 37+75.9, RT
 STEEL BEAM GUARDRAIL, GALVANIZED
 W/8 FEET POSTS
 STA. 37+75.9 TO 40+00.0, RT

ANCHOR FOR STEEL BEAM RAIL
 STA. 37+50.9, RT
 CLEANING CULV. PIPE, IN-PLACE
 (0 TO 24IN., INCL.)
 CULVERT #44, 7ILF



- NOTES:
 1. REFER TO SHEET 30 OF 476 FOR CULVERT INFORMATION.
 2. REFER TO SHEET 27 OF 476 FOR UNDERDRAIN DETAILS.



PROJECT NAME:	ROXBURY - NORTHFIELD
PROJECT NUMBER:	ER STP 0187(13)
FILE NAME:	z13cl84bdr.dgn
PROJECT LEADER:	M. FOISY
DESIGNED BY:	G. BURGMEIER
PLAN & PROFILE SHEET 67	
PLOT DATE:	5/25/2016
DRAWN BY:	G. BARRETT
CHECKED BY:	G. EDWARDS
SHEET	117 OF 476