

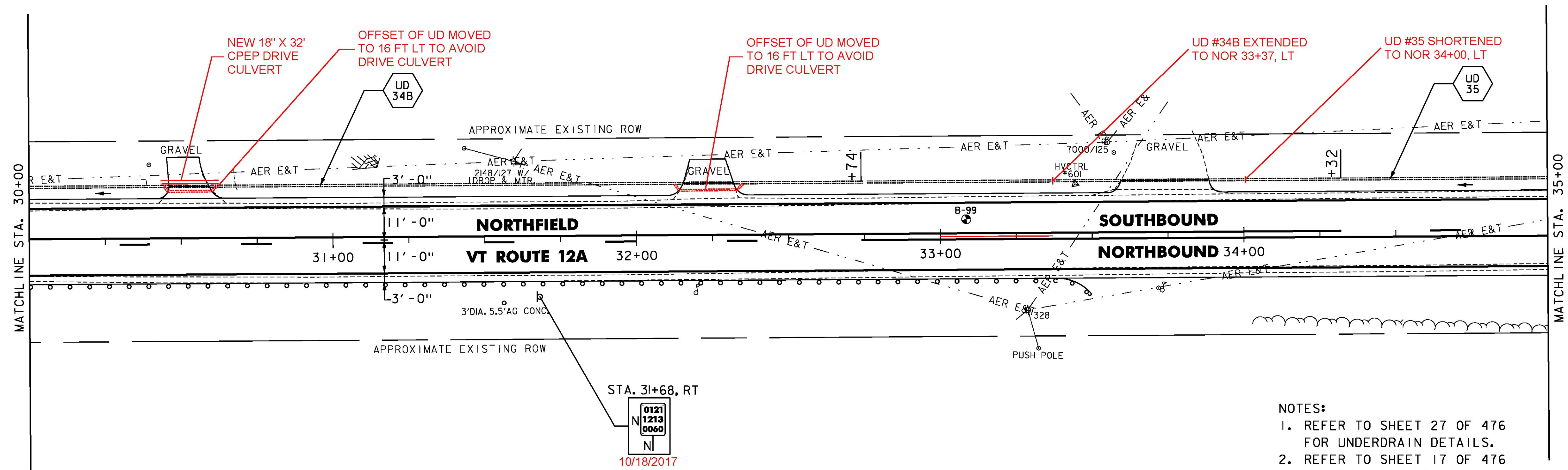
RELOCATE MAILBOX, SINGLE SUPPORT
 STA. 32+19, RT
 STA. 33+73, RT

DURABLE 4 INCH WHITE LINE (OPTION BID ITEM)
 TEMPORARY 4 INCH WHITE LINE, PAINT
 (ALL LINES SHALL INCLUDE EDGE LINE BREAKS
 AND RADII FOR SIDE ROADS)
 STA. 30+00 TO 35+00, SOLID LT & RT

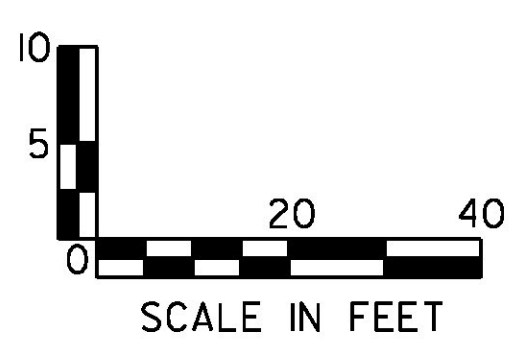
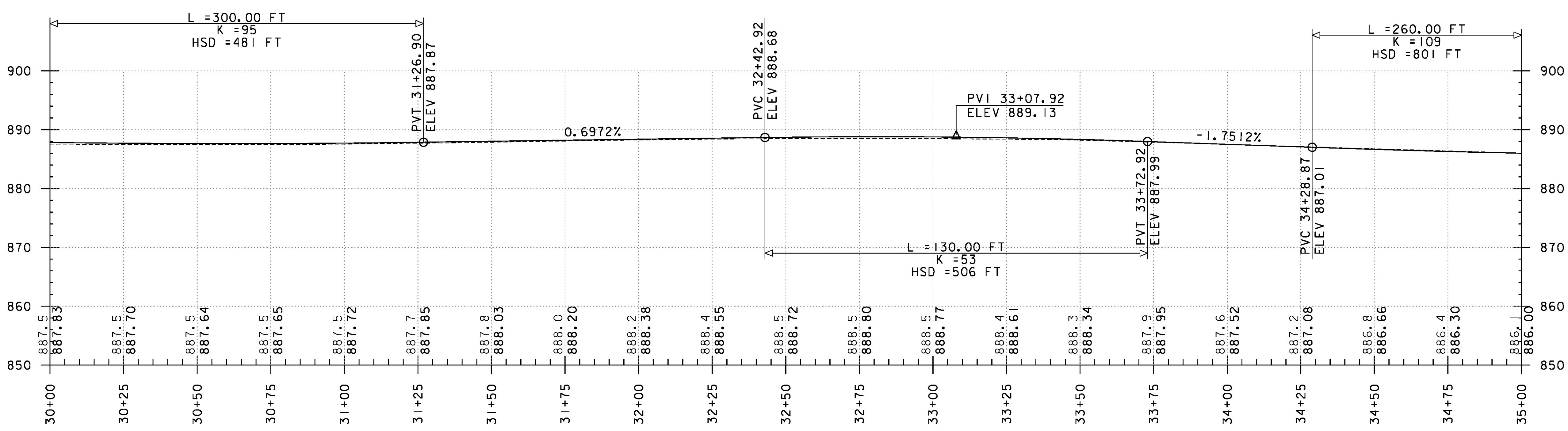
DURABLE 4 INCH YELLOW LINE (OPTION BID ITEM)
 TEMPORARY 4 INCH YELLOW LINE, PAINT
 (ALL LINES SHALL INCLUDE CENTER LINE BREAKS
 FOR SIDE ROADS)
 STA. 30+00 TO 32+74, SOLID LT, DASHED RT
 STA. 32+74 TO 34+32, SOLID LT & RT
 STA. 34+32 TO 35+00, DASHED LT, SOLID RT

STEEL BEAM GUARDRAIL, GALVANIZED
 STA. 33+25.9 TO 33+50.9, RT
 STA. 30+00.0 TO 33+25.9, RT

ANCHOR FOR STEEL BEAM RAIL
 STA. 33+50.9, RT
 MILLED RUMBLE STRIPS
 STA. 30+00 TO 31+00, CL



NOTES:
 1. REFER TO SHEET 27 OF 476
 FOR UNDERDRAIN DETAILS.
 2. REFER TO SHEET 17 OF 476
 FOR SOIL BORING DATA.



PROJECT NAME:	ROXBURY - NORTHFIELD
PROJECT NUMBER:	ER STP 0187(13)
FILE NAME:	z13cl84bdr.dgn
PROJECT LEADER:	M. FOISY
DESIGNED BY:	G. BURGMEIER
PLAN & PROFILE SHEET 66	
PLOT DATE:	5/25/2016
DRAWN BY:	G. BARRETT
CHECKED BY:	G. EDWARDS
SHEET	116 OF 476