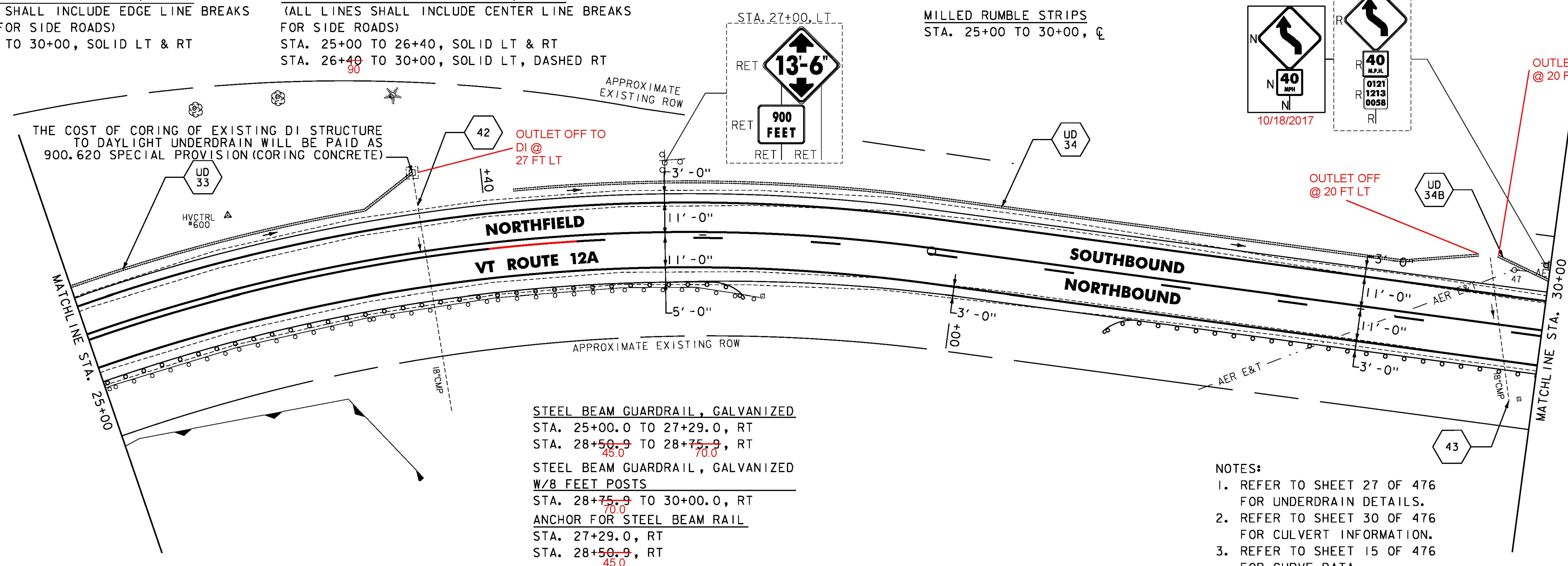


DURABLE 4 INCH WHITE LINE (OPTION BID ITEM)
 TEMPORARY 4 INCH WHITE LINE, PAINT
 (ALL LINES SHALL INCLUDE EDGE LINE BREAKS
 AND RADI FOR SIDE ROADS)
 STA. 25+00 TO 30+00, SOLID LT & RT

DURABLE 4 INCH YELLOW LINE (OPTION BID ITEM)
 TEMPORARY 4 INCH YELLOW LINE, PAINT
 (ALL LINES SHALL INCLUDE CENTER LINE BREAKS
 FOR SIDE ROADS)
 STA. 25+00 TO 26+40, SOLID LT & RT
 STA. 26+40 TO 30+00, SOLID LT, DASHED RT

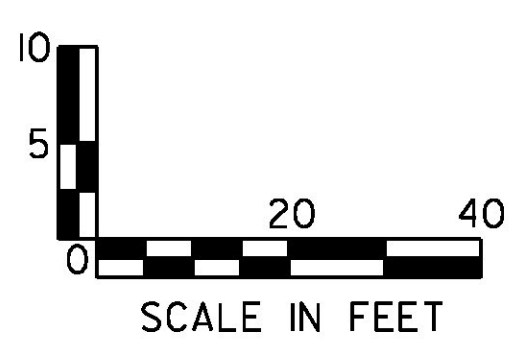
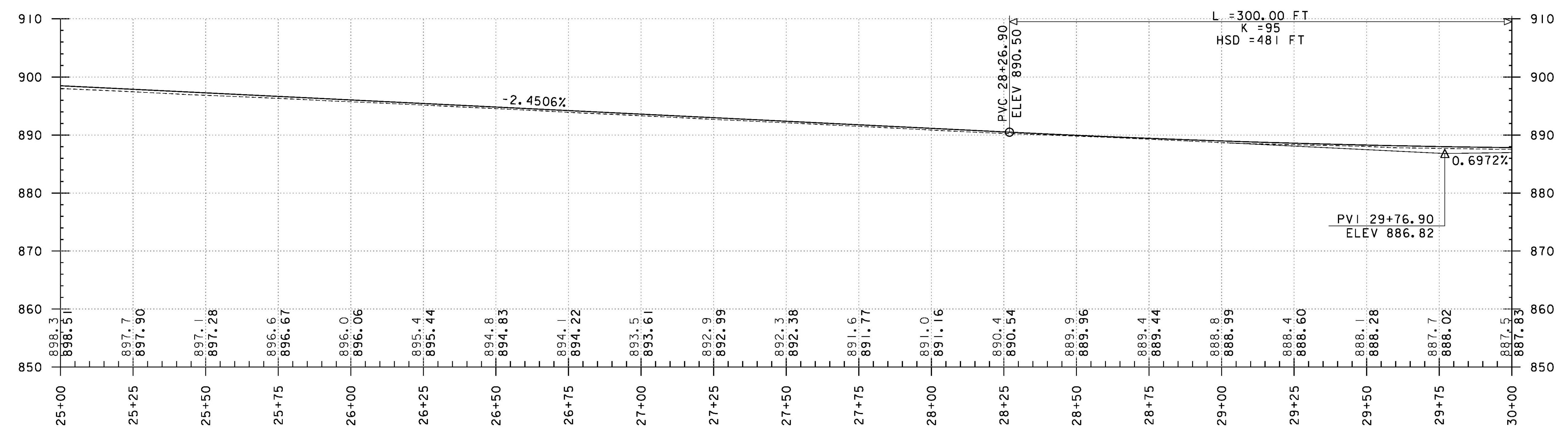
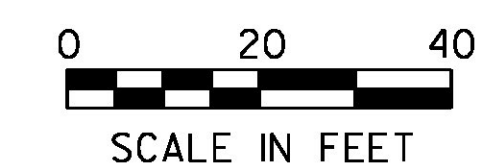
REMOVING SIGNS
 AS SHOWN - 3
 MILLED RUMBLE STRIPS
 STA. 25+00 TO 30+00, ϕ

REMOVAL AND DISPOSAL OF GUARDRAIL
 STA. 25+00 TO 27+32, RT



STEEL BEAM GUARDRAIL, GALVANIZED
 STA. 25+00.0 TO 27+29.0, RT
 STA. 28+50.9 TO 28+75.9, RT
 STA. 28+75.9 TO 30+00.0, RT
 STEEL BEAM GUARDRAIL, GALVANIZED
 W/8 FEET POSTS
 STA. 27+29.0, RT
 STA. 28+50.9, RT

- NOTES:
- REFER TO SHEET 27 OF 476 FOR UNDERDRAIN DETAILS.
 - REFER TO SHEET 30 OF 476 FOR CULVERT INFORMATION.
 - REFER TO SHEET 15 OF 476 FOR CURVE DATA.



PROJECT NAME:	ROXBURY - NORTHFIELD
PROJECT NUMBER:	ER STP 0187(13)
FILE NAME:	z13cl84bdr.dgn
PROJECT LEADER:	M. FOISY
DESIGNED BY:	G. BURGMEIER
PLAN & PROFILE SHEET 65	
PLOT DATE:	5/25/2016
DRAWN BY:	G. BARRETT
CHECKED BY:	G. EDWARDS
SHEET	115 OF 476