

DURABLE 4 INCH WHITE LINE (OPTION BID ITEM)  
 TEMPORARY 4 INCH WHITE LINE, PAINT  
 (ALL LINES SHALL INCLUDE EDGE LINE BREAKS  
 AND RADII FOR SIDE ROADS)  
 STA. 20+00 TO 25+00, SOLID LT & RT

DURABLE 4 INCH YELLOW LINE (OPTION BID ITEM)  
 TEMPORARY 4 INCH YELLOW LINE, PAINT  
 (ALL LINES SHALL INCLUDE CENTER LINE BREAKS  
 FOR SIDE ROADS)  
 STA. 20+00 TO 25+00, SOLID LT & RT

REMOVING SIGNS  
 AS SHOWN - 1

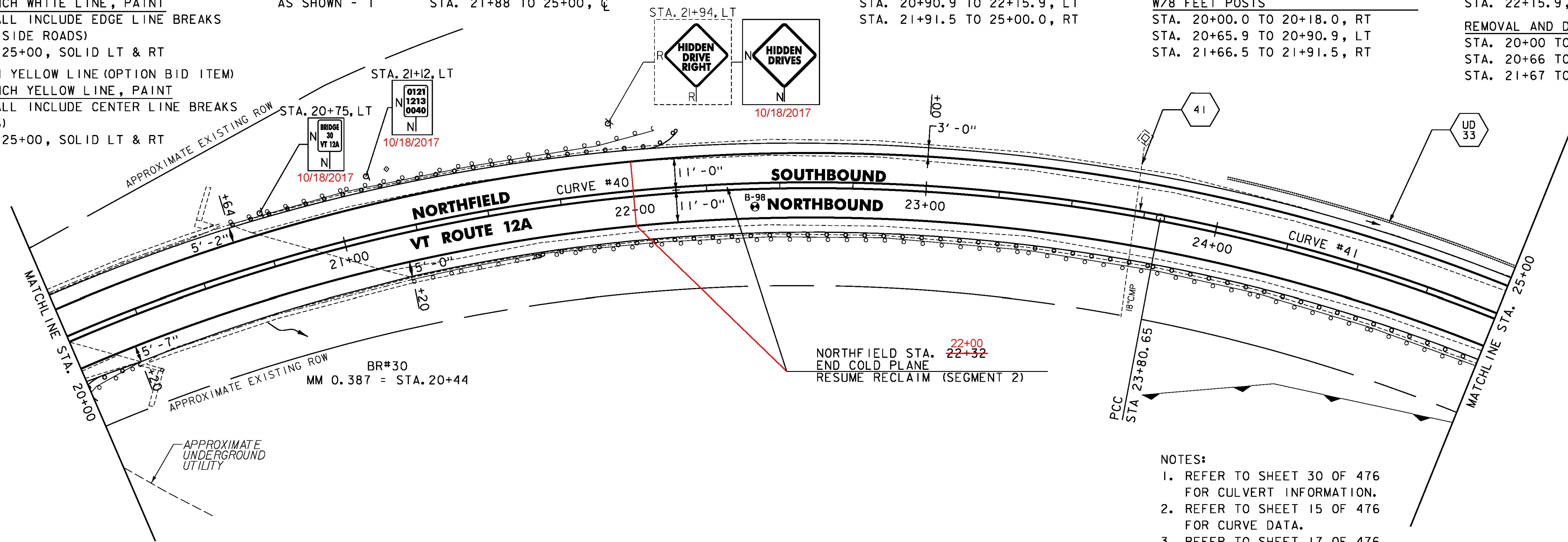
MILLED RUMBLE STRIPS  
 STA. 21+88 TO 25+00, C

STEEL BEAM GUARDRAIL, GALVANIZED  
 STA. 20+90.9 TO 22+15.9, LT  
 STA. 21+91.5 TO 25+00.0, RT

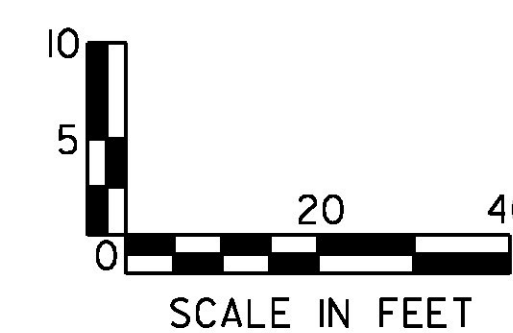
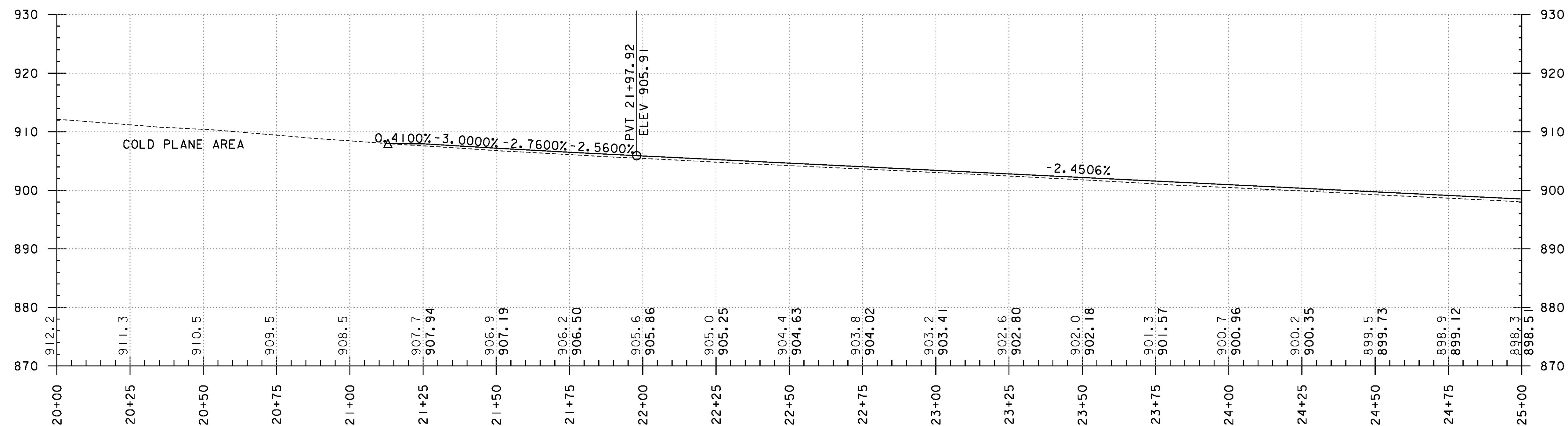
HD STEEL BEAM GUARDRAIL, GALVANIZED  
 W/8 FEET POSTS  
 STA. 20+00.0 TO 20+18.0, RT  
 STA. 20+65.9 TO 20+90.9, LT  
 STA. 21+66.5 TO 21+91.5, RT

ANCHOR FOR STEEL BEAM RAIL  
 STA. 22+15.9, LT

REMOVAL AND DISPOSAL OF GUARDRAIL  
 STA. 20+00 TO 20+18, RT  
 STA. 20+66 TO 22+08, LT  
 STA. 21+67 TO 25+00, RT



- NOTES:
- REFER TO SHEET 30 OF 476 FOR CULVERT INFORMATION.
  - REFER TO SHEET 15 OF 476 FOR CURVE DATA.
  - REFER TO SHEET 17 OF 476 FOR SOIL BORING DATA.



PROJECT NAME:	ROXBURY - NORTHFIELD
PROJECT NUMBER:	ER STP 0187(13)
FILE NAME:	z13cl84bdr.dgn
PROJECT LEADER:	M. FOISY
DESIGNED BY:	G. BURGMEIER
PLAN & PROFILE SHEET 64	
PLOT DATE:	5/25/2016
DRAWN BY:	G. BARRETT
CHECKED BY:	G. EDWARDS
SHEET	114 OF 476