

DURABLE 4 INCH WHITE LINE (OPTION BID ITEM)
 TEMPORARY 4 INCH WHITE LINE, PAINT
 (ALL LINES SHALL INCLUDE EDGE LINE BREAKS
 AND RADII FOR SIDE ROADS)
 STA. 15+00 TO 20+00, SOLID LT & RT

DURABLE 4 INCH YELLOW LINE (OPTION BID ITEM)
 TEMPORARY 4 INCH YELLOW LINE, PAINT
 (ALL LINES SHALL INCLUDE CENTER LINE BREAKS
 FOR SIDE ROADS)
 STA. 15+00 TO 20+00, SOLID LT & RT

HD STEEL BEAM GUARDRAIL, GALVANIZED
 W/8 FEET POSTS
 STA. 19+51.2 TO 19+76.2, LT
 STA. 19+93.0 TO 20+00.0, RT

TERMINAL CONNECTOR FOR STEEL BEAM GUARDRAIL
 STA. 19+18.0, RT
 STA. 18+48, LT
 ANCHOR FOR STEEL BEAM RAIL
 STA. 17+38.7, LT
 STA. 17+93.0, RT
 STA. 19+90.0, RT

STEEL BEAM GUARDRAIL, GALVANIZED/NESTED
 STA. 18+93.0 TO 19+18.0, RT

STEEL BEAM GUARDRAIL, GALVANIZED
 STA. 17+38.7 TO 19+51.2, LT
 STA. 17+93.0 TO 18+93.0, RT
 STA. 19+90.0 TO 19+93.0, RT

RELOCATE MAILBOX, SINGLE SUPPORT
 STA. 17+92, RT

REMOVAL AND DISPOSAL OF GUARDRAIL
 STA. 17+47 TO 19+76, LT
 STA. 18+06 TO 19+18, RT
 STA. 19+90 TO 20+00, RT

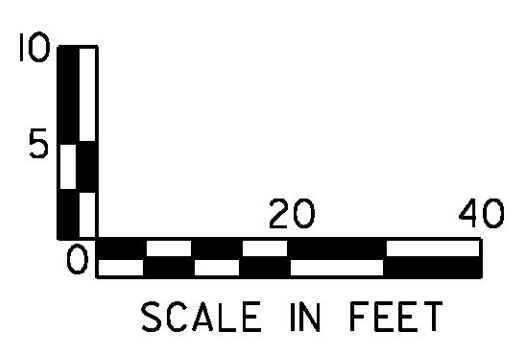
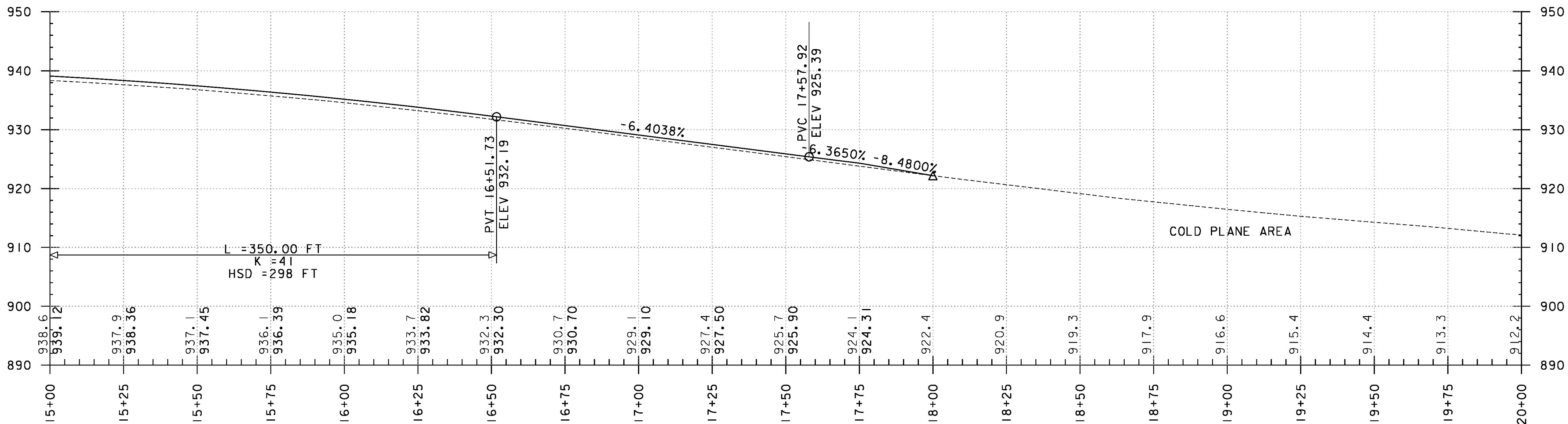
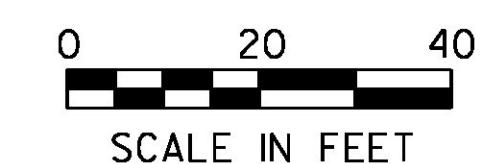
STONE FILL TYPE I & GRUBBING
 MATERIAL (6")
 STA. 17+25 TO 17+41, RT
 STA. 15+00 TO 17+54

REMOVING SIGNS
 AS SHOWN - 6

ERECTING SALVAGED SIGNS
 AS SHOWN - 2

UD ENDS @ ROX.
 16+90, RT
 OUTLET OFF
 @ 24 FT RT

- NOTES:
1. REFER TO SHEET 27 OF 476 FOR UNDERDRAIN DETAILS.
 2. REFER TO SHEET 30 OF 476 FOR CULVERT INFORMATION.
 3. REFER TO SHEET 15 OF 476 FOR CURVE DATA.



PROJECT NAME:	ROXBURY - NORTHFIELD
PROJECT NUMBER:	ER STP 0187(13)
FILE NAME:	z13cl84bdr.dgn
PROJECT LEADER:	M. FOISY
DESIGNED BY:	G. BURGMEIER
PLAN & PROFILE SHEET	63
PLOT DATE:	5/25/2016
DRAWN BY:	G. BARRETT
CHECKED BY:	G. EDWARDS
SHEET	113 OF 476