

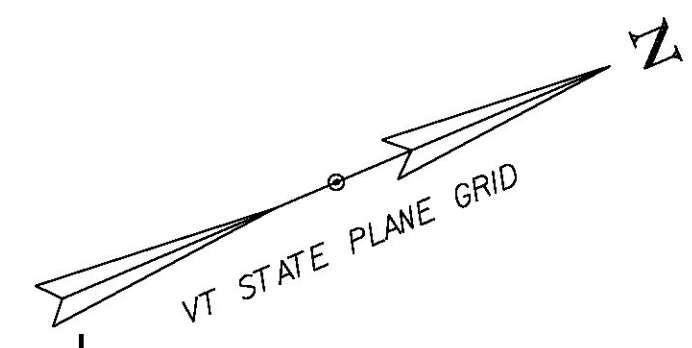
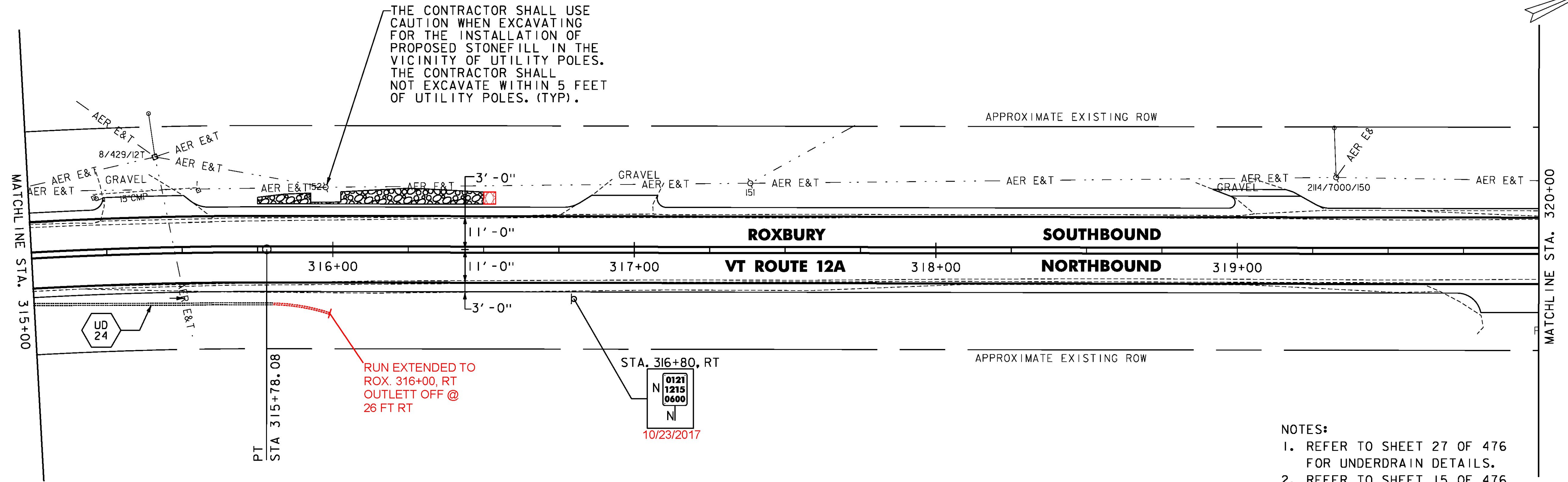
RELOCATE MAILBOX, SINGLE SUPPORT  
STA. 315+22, LT

STONE FILL TYPE I & GRUBBING  
MATERIAL (6")  
STA. 315+75 TO 316+50, LT

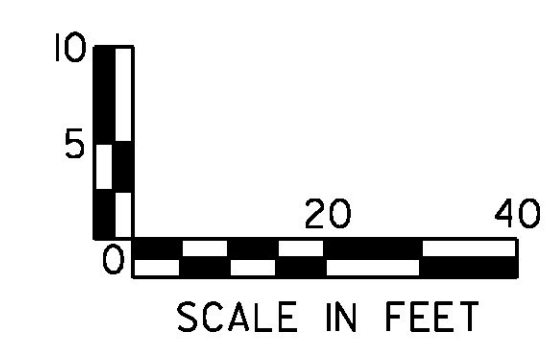
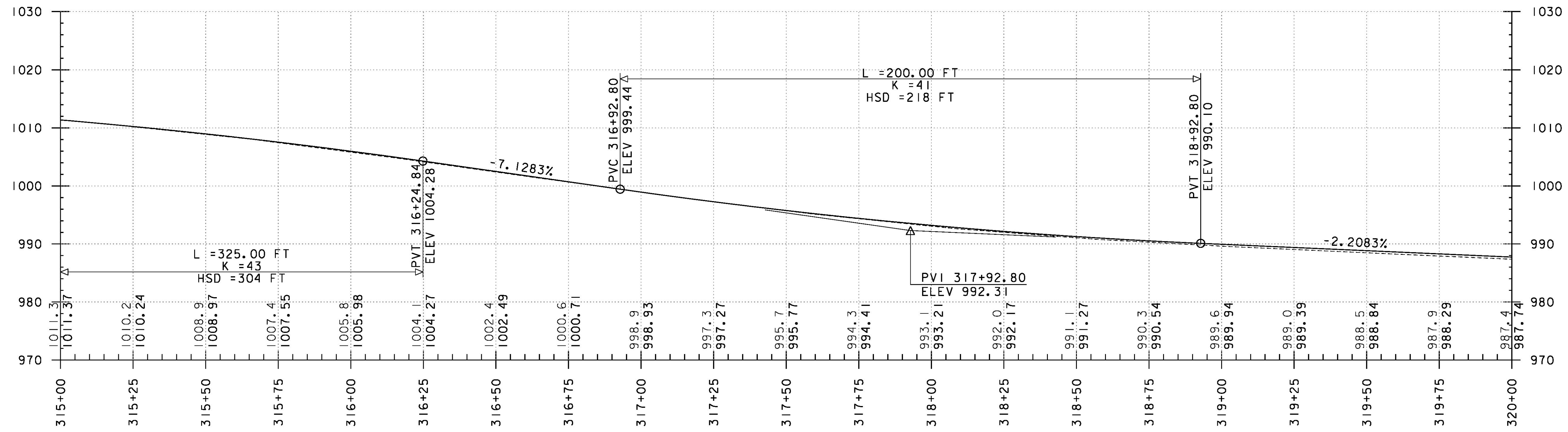
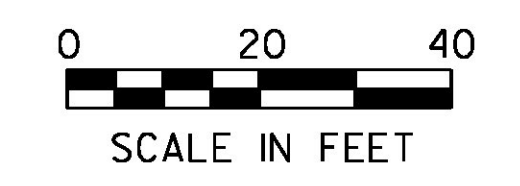
DURABLE 4 INCH WHITE LINE (OPTION BID ITEM)  
TEMPORARY 4 INCH WHITE LINE, PAINT  
(ALL LINES SHALL INCLUDE EDGE LINE BREAKS  
AND RADII FOR SIDE ROADS)  
STA. 315+00 TO 320+00, SOLID LT & RT

DURABLE 4 INCH YELLOW LINE (OPTION BID ITEM)  
TEMPORARY 4 INCH YELLOW LINE, PAINT  
(ALL LINES SHALL INCLUDE CENTER LINE BREAKS  
FOR SIDE ROADS)  
STA. 315+00 TO 320+00, SOLID LT & RT

THE CONTRACTOR SHALL USE CAUTION WHEN EXCAVATING FOR THE INSTALLATION OF PROPOSED STONEFILL IN THE VICINITY OF UTILITY POLES. THE CONTRACTOR SHALL NOT EXCAVATE WITHIN 5 FEET OF UTILITY POLES. (TYP).



- NOTES:
1. REFER TO SHEET 27 OF 476 FOR UNDERDRAIN DETAILS.
  2. REFER TO SHEET 15 OF 476 FOR CURVE DATA.



PROJECT NAME: ROXBURY - NORTHFIELD	
PROJECT NUMBER: ER STP 0187(13)	
FILE NAME: z13cl84bdr.dgn	PLOT DATE: 5/25/2016
PROJECT LEADER: M. FOISY	DRAWN BY: G. BARRETT
DESIGNED BY: G. BURGMEIER	CHECKED BY: G. EDWARDS
PLAN & PROFILE SHEET 57	SHEET 107 OF 476