

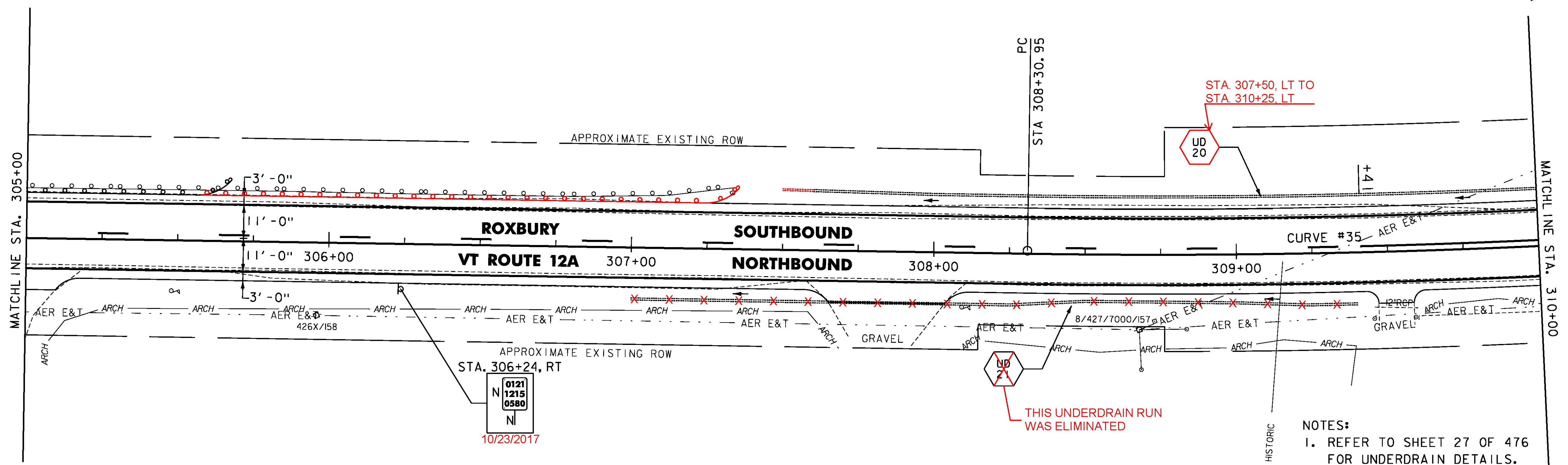
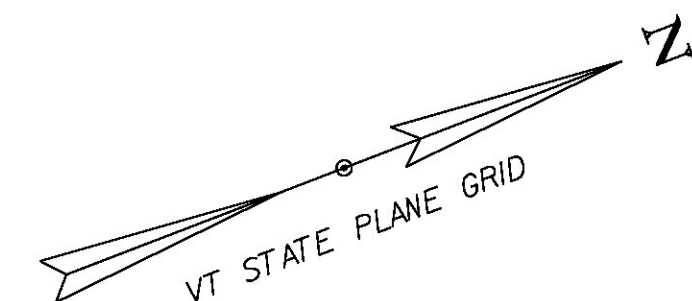
RELOCATE MAILBOX, SINGLE SUPPORT
 STA. 305+48, RT
 STA. 308+10, RT

DURABLE 4 INCH WHITE LINE (OPTION BID ITEM)
 TEMPORARY 4 INCH WHITE LINE, PAINT
 (ALL LINES SHALL INCLUDE EDGE LINE BREAKS
 AND RADII FOR SIDE ROADS)
 STA. 305+00 TO 310+00, SOLID LT & RT

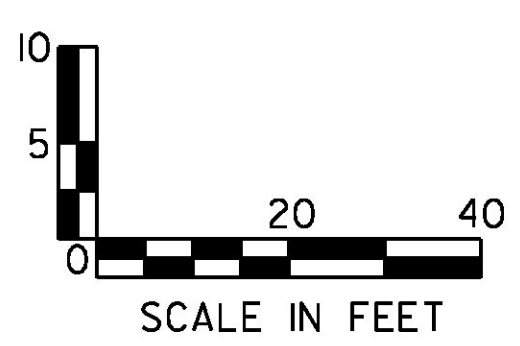
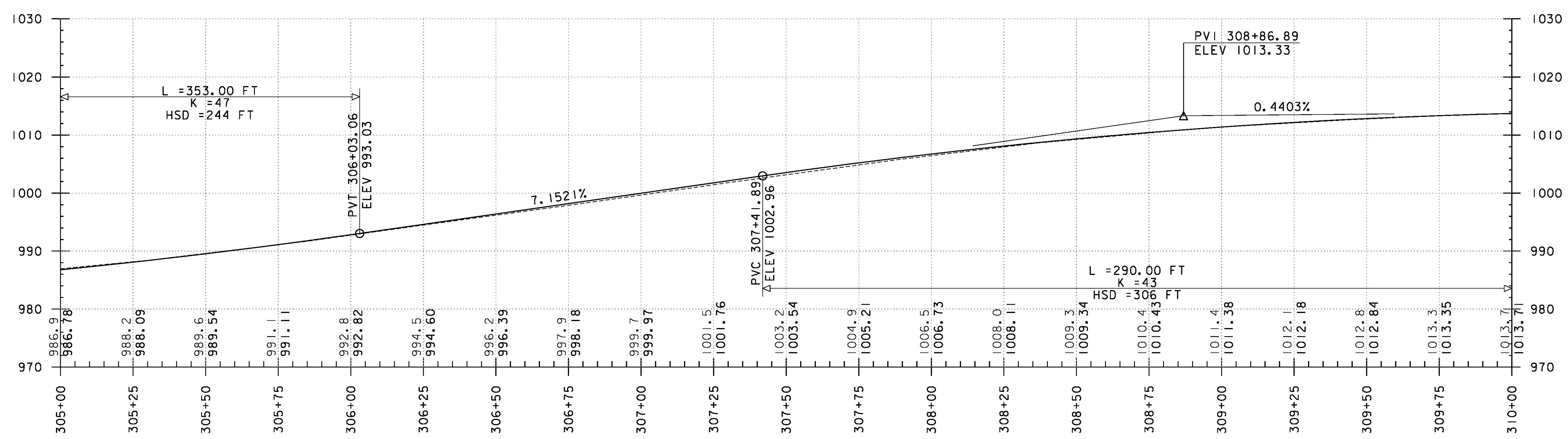
DURABLE 4 INCH YELLOW LINE (OPTION BID ITEM)
 TEMPORARY 4 INCH YELLOW LINE, PAINT
 (ALL LINES SHALL INCLUDE CENTER LINE BREAKS
 FOR SIDE ROADS)
 STA. 305+00 TO 309+41, DASHED LT, SOLID RT
 STA. 309+41 TO 310+00, SOLID LT & RT

STEEL BEAM GUARDRAIL, GALVANIZED
 STA. 305+00.0 TO ~~305+68.0~~
~~307+33.0~~
 ANCHOR FOR STEEL BEAM RAIL
 STA. ~~305+68.0~~, LT
~~307+33.0~~

REMOVAL AND DISPOSAL OF GUARDRAIL
 STA. 305+00 TO 307+33, LT



NOTES:
 1. REFER TO SHEET 27 OF 476 FOR UNDERDRAIN DETAILS.
 2. REFER TO SHEET 15 OF 476 FOR CURVE DATA.



PROJECT NAME:	ROXBURY - NORTHFIELD
PROJECT NUMBER:	ER STP 0187(13)
FILE NAME:	z13cl84bdr.dgn
PROJECT LEADER:	M. FOISY
DESIGNED BY:	G. BURGMEIER
PLANNING & PROFILE SHEET:	55
PLOT DATE:	5/25/2016
DRAWN BY:	G. BARRETT
CHECKED BY:	G. EDWARDS
SHEET:	105 OF 476

