

DURABLE 4 INCH WHITE LINE (OPTION BID ITEM)
 TEMPORARY 4 INCH WHITE LINE, PAINT
 (ALL LINES SHALL INCLUDE EDGE LINE BREAKS
 AND RADII FOR SIDE ROADS)
 STA. 300+00 TO 305+00, SOLID LT & RT

DURABLE 4 INCH YELLOW LINE (OPTION BID ITEM)
 TEMPORARY 4 INCH YELLOW LINE, PAINT
 (ALL LINES SHALL INCLUDE CENTER LINE BREAKS
 FOR SIDE ROADS)
 STA. 300+00 TO 302+02, SOLID LT, DASHED RT
 STA. 302+02 TO 302+54, SOLID LT & RT
 STA. 302+54 TO 305+00, DASHED LT, SOLID RT

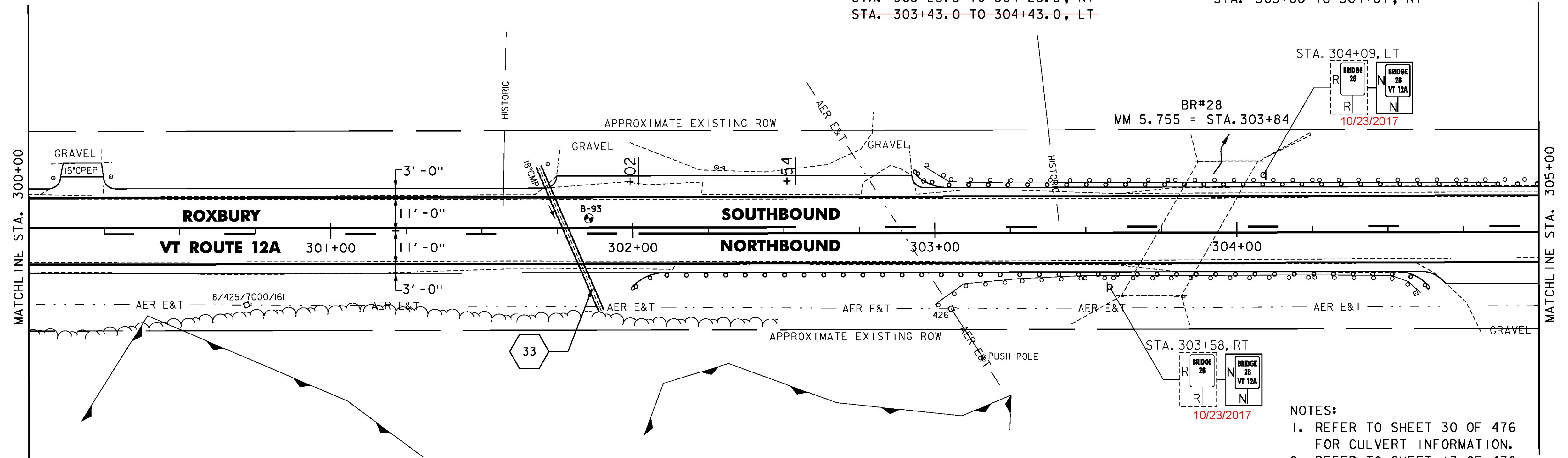
REMOVING SIGNS
 AS SHOWN - 2

STEEL BEAM GUARDRAIL, GALVANIZED
 STA. 302+00.5 TO ~~303+25.5, RT~~
 STA. 302+~~93.0~~ TO ~~303+43.0, LT~~
 STA. ~~304+25.5~~ TO 304+63.0, RT
 STA. ~~304+43.0~~ TO 305+00.0, LT

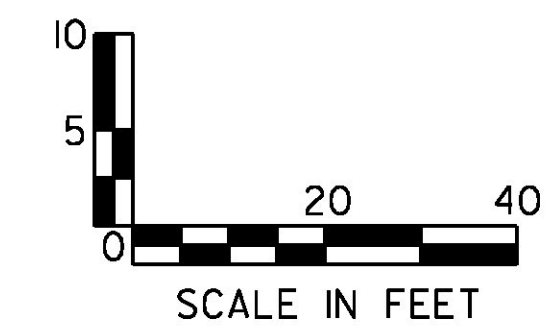
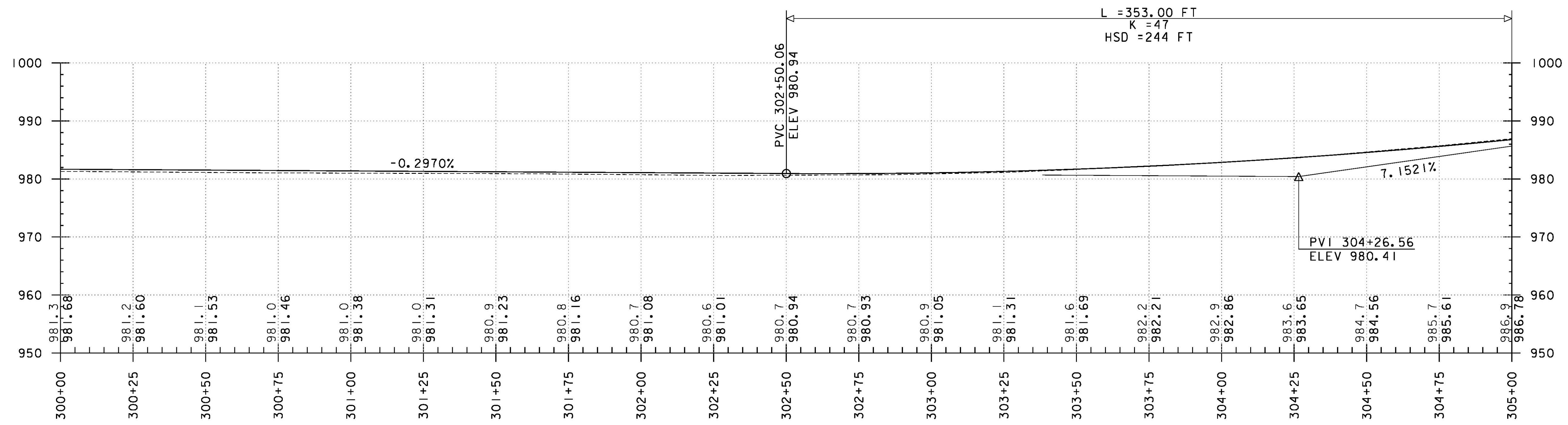
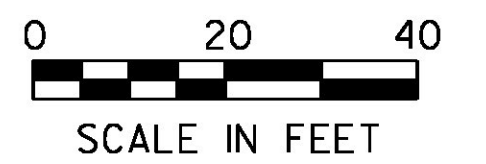
ANCHOR FOR STEEL BEAM RAIL
 STA. 302+00.5, RT
 STA. 302+~~93.0~~, LT
 STA. 304+63.0, RT

STEEL BEAM GUARDRAIL, GALVANIZED/NESTED
 STA. ~~303+25.5~~ TO 304+25.5, RT
 STA. ~~303+43.0~~ TO 304+43.0, LT

REMOVAL AND DISPOSAL OF GUARDRAIL
 STA. 302+96 TO 305+00, LT
 STA. 303+00 TO 304+61, RT



- NOTES:
- REFER TO SHEET 30 OF 476 FOR CULVERT INFORMATION.
 - REFER TO SHEET 17 OF 476 FOR SOIL BORING DATA.



PROJECT NAME: ROXBURY - NORTHFIELD	PLOT DATE: 5/25/2016
PROJECT NUMBER: ER STP 0187(I3)	DRAWN BY: G. BARRETT
FILE NAME: z13cl84bdr.dgn	CHECKED BY: G. EDWARDS
PROJECT LEADER: M. FOISY	SHEET 104 OF 476
DESIGNED BY: G. BURGMEIER	
PLAN & PROFILE SHEET 54	