

DURABLE 4 INCH WHITE LINE (OPTION BID ITEM)
 TEMPORARY 4 INCH WHITE LINE, PAINT
 (ALL LINES SHALL INCLUDE EDGE LINE BREAKS
 AND RADII FOR SIDE ROADS)
 STA. 295+00 TO 300+00, SOLID LT & RT
 RELOCATE MAILBOX, SINGLE SUPPORT
 STA. 298+86, RT

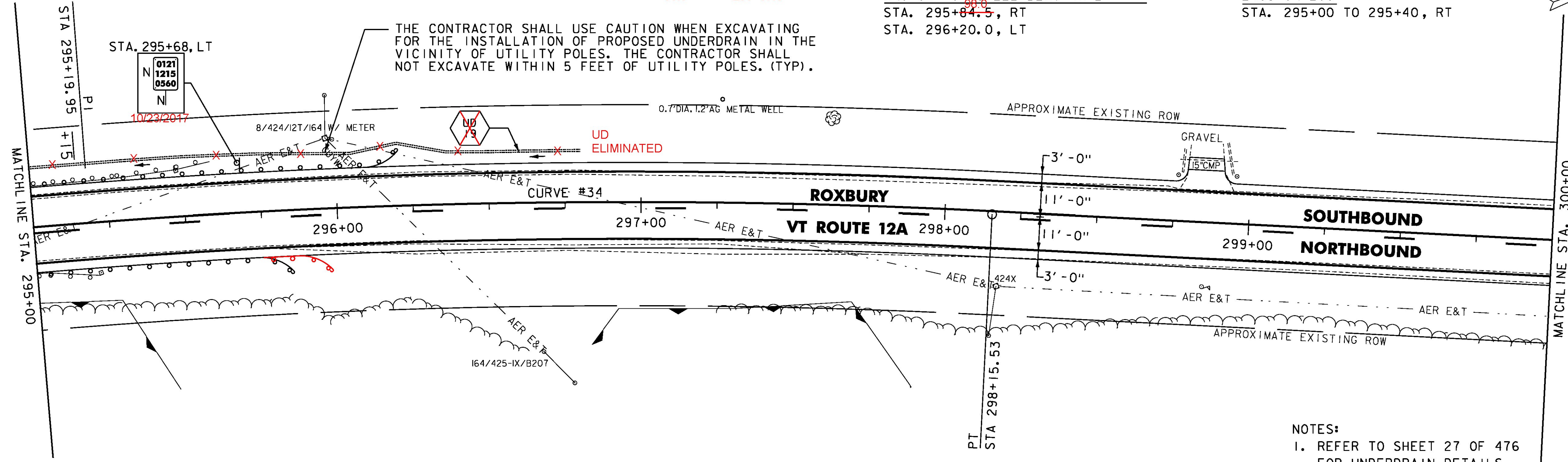
DURABLE 4 INCH YELLOW LINE (OPTION BID ITEM)
 TEMPORARY 4 INCH YELLOW LINE, PAINT
 (ALL LINES SHALL INCLUDE CENTER LINE BREAKS
 FOR SIDE ROADS)
 STA. 295+00 TO 295+15, SOLID LT & RT
 STA. 295+15 TO 300+00, SOLID LT, DASHED RT

STEEL BEAM GUARDRAIL, GALVANIZED
 STA. 295+00.5 TO 295+84.5, RT
 STA. 295+95.0 TO 296+20.0, LT
 STEEL BEAM GUARDRAIL, GALVANIZED
 W/8 FEET POSTS
 STA. 295+07.5 TO 295+95.0, LT
 STA. 295+07.5 TO 296+07.0, LT

STEEL BEAM GUARDRAIL, GALVANIZED/NESTED
 STA. 295+00.0 TO 295+09.5, RT
 STEEL BEAM GUARDRAIL, GALVANIZED/
 NESTED W/8 FEET POSTS
 STA. 295+00.0 TO 295+07.5, LT
 ANCHOR FOR STEEL BEAM RAIL
 STA. 295+84.5, RT
 STA. 296+20.0, LT

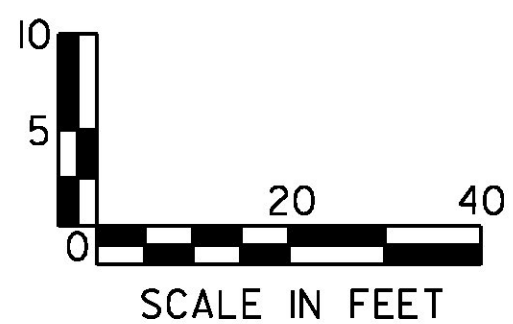
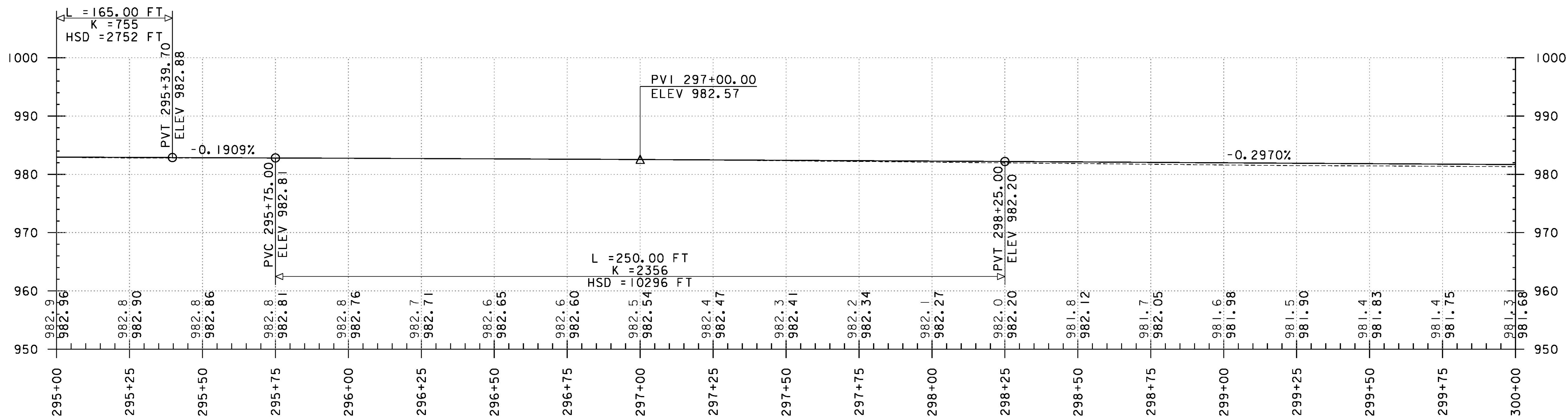
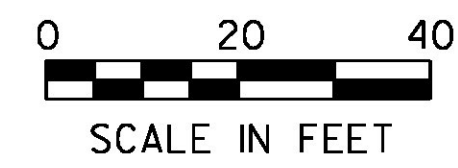
REMOVAL AND DISPOSAL OF GUARDRAIL
 STA. 295+00 TO 295+20, RT
 STA. 295+00 TO 295+60, LT
 BARRIER FENCE
 STA. 295+00 TO 296+20, RT
 EROSION LOG
 STA. 295+00 TO 295+40, RT

MILLED RUMBLE STRIPS
 STA. 295+00 TO 297+50, C



THE CONTRACTOR SHALL USE CAUTION WHEN EXCAVATING FOR THE INSTALLATION OF PROPOSED UNDERDRAIN IN THE VICINITY OF UTILITY POLES. THE CONTRACTOR SHALL NOT EXCAVATE WITHIN 5 FEET OF UTILITY POLES. (TYP).

NOTES:
 1. REFER TO SHEET 27 OF 476 FOR UNDERDRAIN DETAILS.
 2. REFER TO SHEET 15 OF 476 FOR CURVE DATA.



PROJECT NAME: ROXBURY - NORTHFIELD
 PROJECT NUMBER: ER STP 0187(13)
 FILE NAME: z13cl84bdr.dgn
 PROJECT LEADER: M. FOISY
 DESIGNED BY: G. BURGMEIER
 PLAN & PROFILE SHEET 53
 PLOT DATE: 5/25/2016
 DRAWN BY: G. BARRETT
 CHECKED BY: G. EDWARDS
 SHEET 103 OF 476

