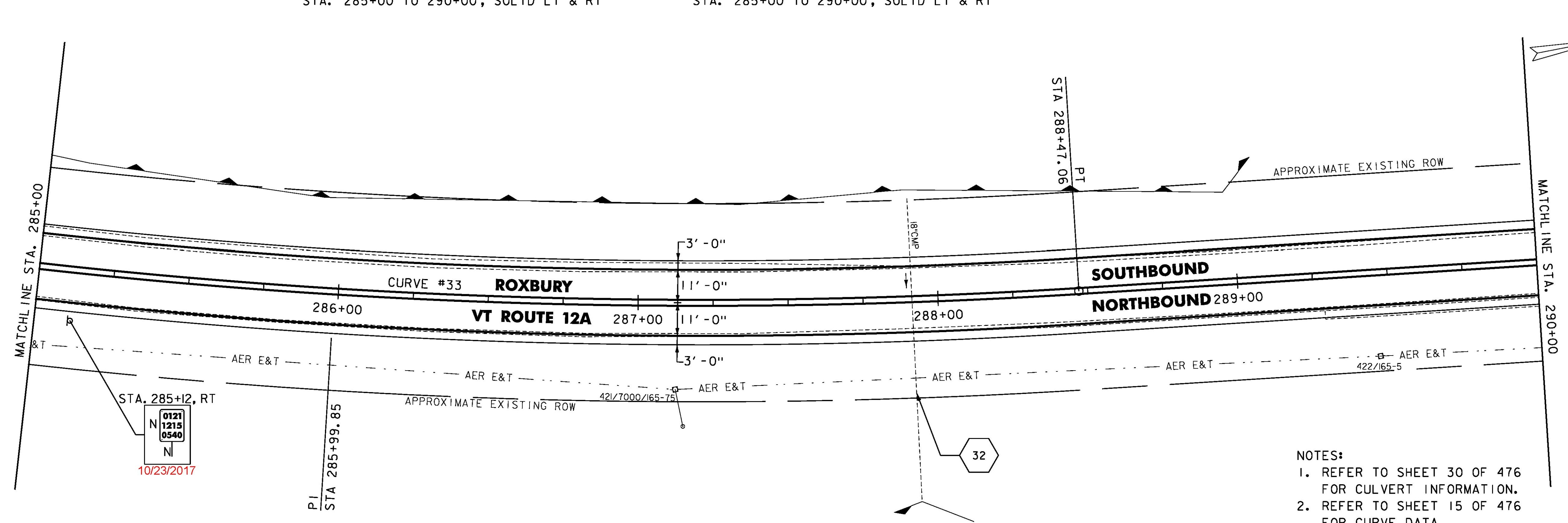


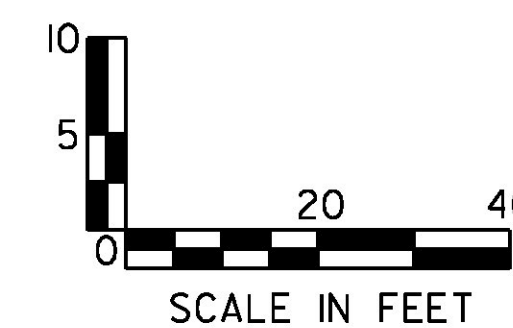
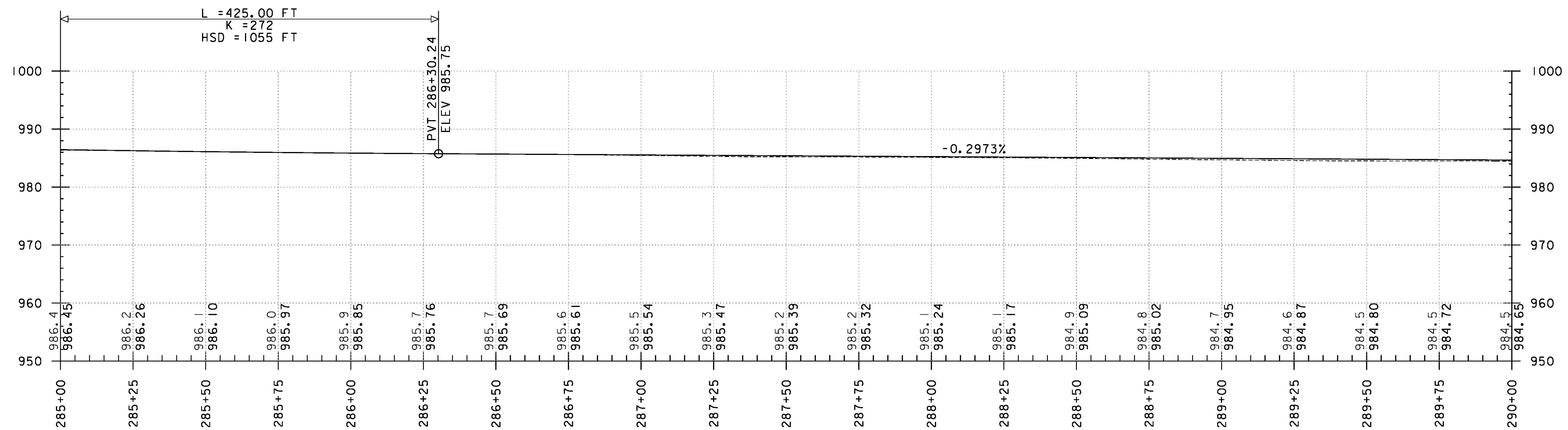
DURABLE 4 INCH WHITE LINE (OPTION BID ITEM)
 TEMPORARY 4 INCH WHITE LINE, PAINT
 (ALL LINES SHALL INCLUDE EDGE LINE BREAKS
 AND RADII FOR SIDE ROADS)
 STA. 285+00 TO 290+00, SOLID LT & RT

DURABLE 4 INCH YELLOW LINE (OPTION BID ITEM)
 TEMPORARY 4 INCH YELLOW LINE, PAINT
 (ALL LINES SHALL INCLUDE CENTER LINE BREAKS
 FOR SIDE ROADS)
 STA. 285+00 TO 290+00, SOLID LT & RT

MILLED RUMBLE STRIPS
 STA. 285+00 TO 290+00, C



NOTES:
 1. REFER TO SHEET 30 OF 476
 FOR CULVERT INFORMATION.
 2. REFER TO SHEET 15 OF 476
 FOR CURVE DATA.



PROJECT NAME:	ROXBURY - NORTHFIELD
PROJECT NUMBER:	ER STP 0187(13)
FILE NAME:	z13cl84bdr.dgn
PROJECT LEADER:	M. FOISY
DESIGNED BY:	G. BURGMEIER
PLAN & PROFILE SHEET 51	
PLOT DATE:	5/25/2016
DRAWN BY:	G. BARRETT
CHECKED BY:	G. EDWARDS
SHEET	101 OF 476