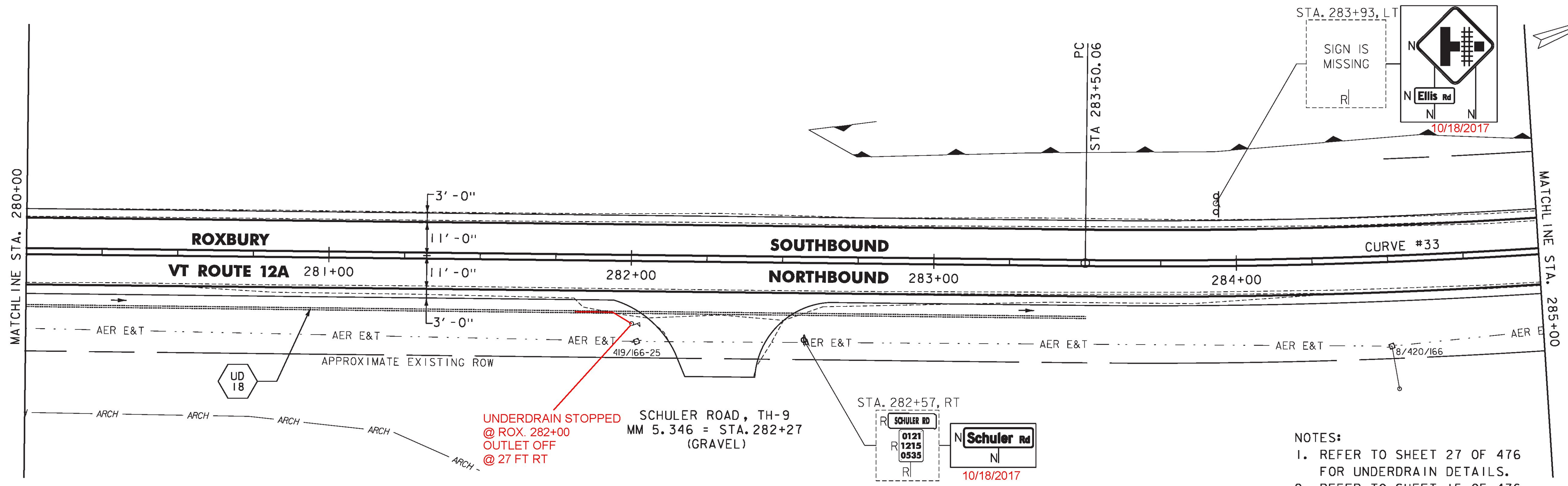


DURABLE 4 INCH WHITE LINE (OPTION BID ITEM)
 TEMPORARY 4 INCH WHITE LINE, PAINT
 (ALL LINES SHALL INCLUDE EDGE LINE BREAKS
 AND RADII FOR SIDE ROADS)
 STA. 280+00 TO 285+00, SOLID LT & RT

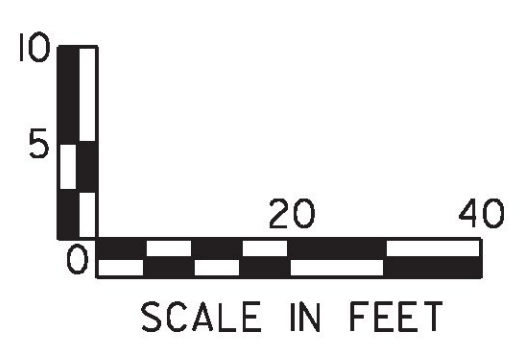
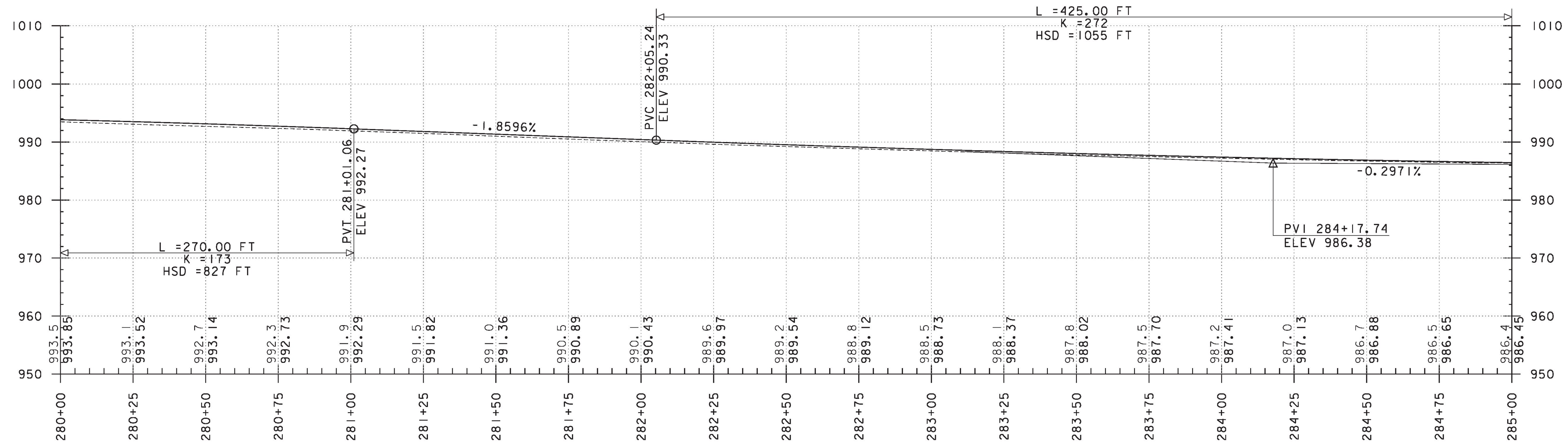
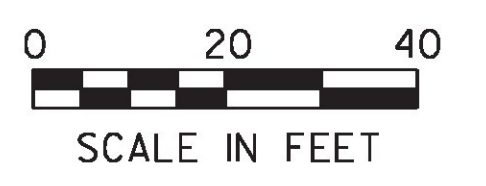
DURABLE 4 INCH YELLOW LINE (OPTION BID ITEM)
 TEMPORARY 4 INCH YELLOW LINE, PAINT
 (ALL LINES SHALL INCLUDE CENTER LINE BREAKS
 FOR SIDE ROADS)
 STA. 280+00 TO 285+00, SOLID LT & RT

REMOVING SIGNS
 AS SHOWN - 2
 MILLED RUMBLE STRIPS
 STA. 282+47 TO 285+00, ☺

RELOCATE MAILBOX, SINGLE SUPPORT
 STA. 282+00, RT



- NOTES:
1. REFER TO SHEET 27 OF 476 FOR UNDERDRAIN DETAILS.
 2. REFER TO SHEET 15 OF 476 FOR CURVE DATA.



PROJECT NAME:	ROXBURY - NORTHFIELD
PROJECT NUMBER:	ER STP 0187(13)
FILE NAME:	z13cl84bdr.dgn
PROJECT LEADER:	M. FOISY
DESIGNED BY:	G. BURGMEIER
PLAN & PROFILE SHEET 50	
PLOT DATE:	6/14/2016
DRAWN BY:	G. BARRETT
CHECKED BY:	G. EDWARDS
SHEET	100 OF 476