

DURABLE 4 INCH WHITE LINE (OPTION BID ITEM)
 TEMPORARY 4 INCH WHITE LINE, PAINT
 (ALL LINES SHALL INCLUDE EDGE LINE BREAKS
 AND RADII FOR SIDE ROADS)
 STA. 230+00 TO 235+00, SOLID LT & RT
 RELOCATE MAILBOX, SINGLE SUPPORT
 STA. 233+86, RT

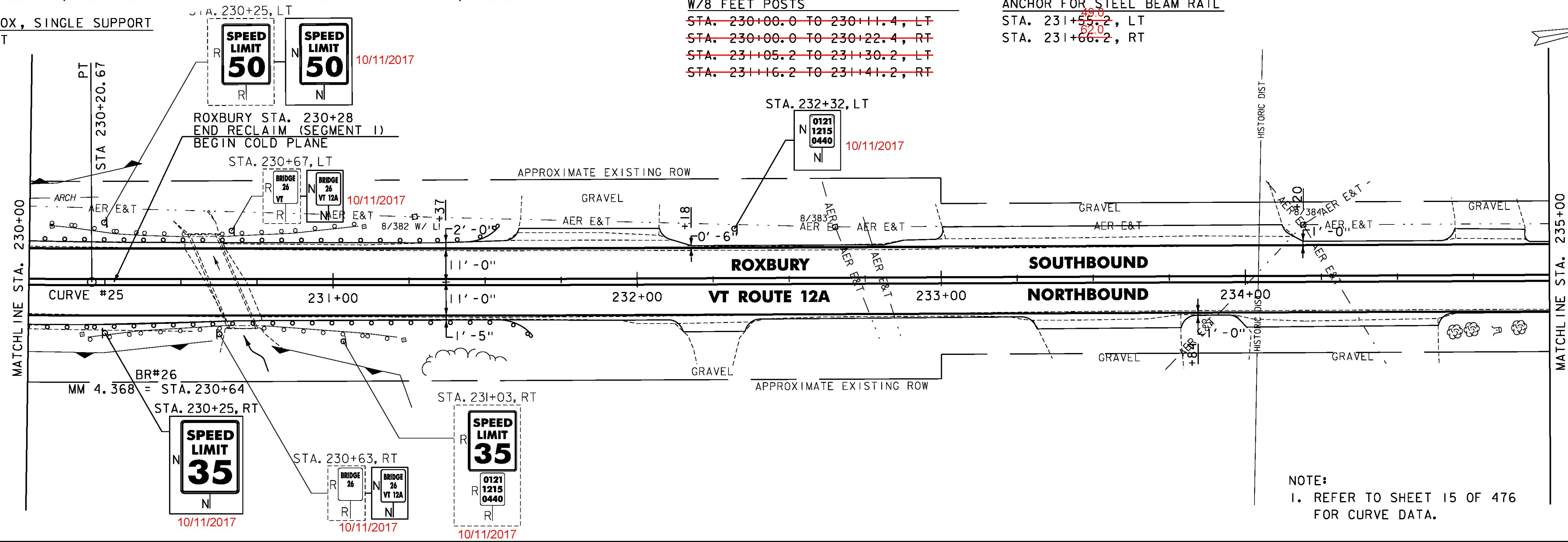
DURABLE 4 INCH YELLOW LINE (OPTION BID ITEM)
 TEMPORARY 4 INCH YELLOW LINE, PAINT
 (ALL LINES SHALL INCLUDE CENTER LINE BREAKS
 FOR SIDE ROADS)
 STA. 230+00 TO 235+00, SOLID LT & RT

STEEL BEAM GUARDRAIL, GALVANIZED
 STA. 230+82.2 TO 231+55.2, LT
 STA. 230+87.0 TO 231+66.2, RT
 STA. 230+00.0 TO 230+24.4, LT
 STEEL BEAM GUARDRAIL, GALVANIZED
 W/8 FEET POSTS
 STA. 230+00.0 TO 230+11.4, LT
 STA. 230+00.0 TO 230+22.4, RT
 STA. 231+05.2 TO 231+30.2, LT
 STA. 231+16.2 TO 231+41.2, RT

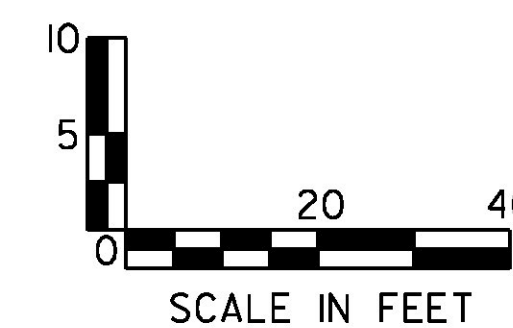
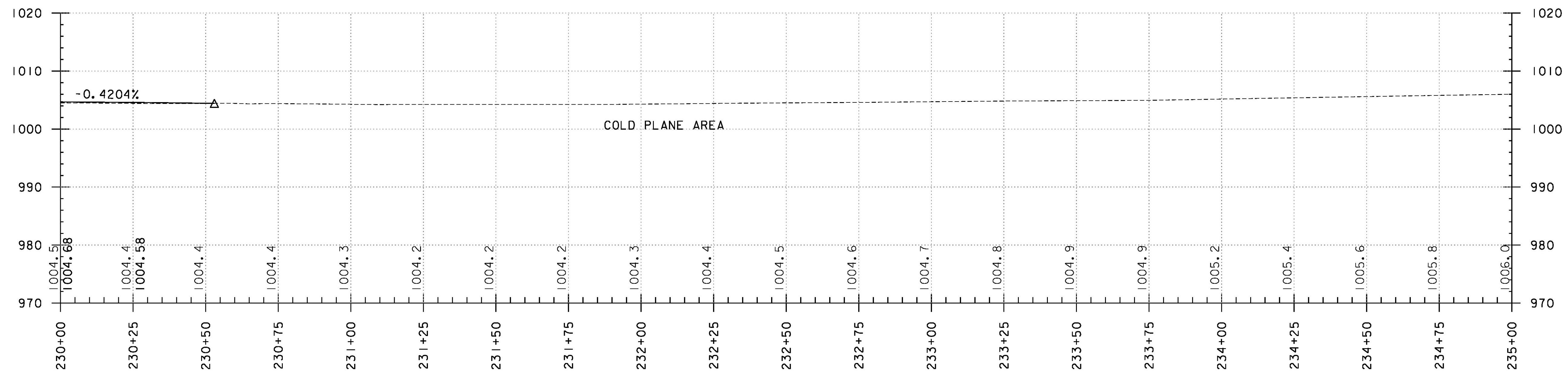
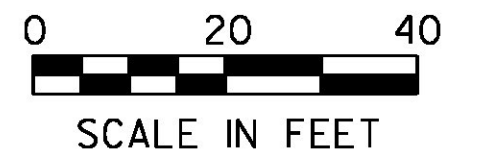
STEEL BEAM GUARDRAIL, GALVANIZED/
 NESTED W/8 FEET POSTS
 STA. 230+11.4 TO 231+05.2, LT
 STA. 230+22.4 TO 231+16.2, RT
 ANCHOR FOR STEEL BEAM RAIL
 STA. 231+55.2, LT
 STA. 231+66.2, RT

REMOVAL AND DISPOSAL OF GUARDRAIL
 STA. 230+07 TO 231+08, LT
 STA. 230+20 TO 231+22, RT

REMOVING SIGNS
 AS SHOWN - 5



NOTE:
 1. REFER TO SHEET 15 OF 476
 FOR CURVE DATA.



PROJECT NAME:	ROXBURY - NORTHFIELD
PROJECT NUMBER:	ER STP 0187(13)
FILE NAME:	z13cl84bdr.dgn
PROJECT LEADER:	M. FOISY
DESIGNED BY:	G. BURGMEIER
PLAN & PROFILE SHEET 40	
PLOT DATE:	5/25/2016
DRAWN BY:	G. BARRETT
CHECKED BY:	G. EDWARDS
SHEET	90 OF 476