

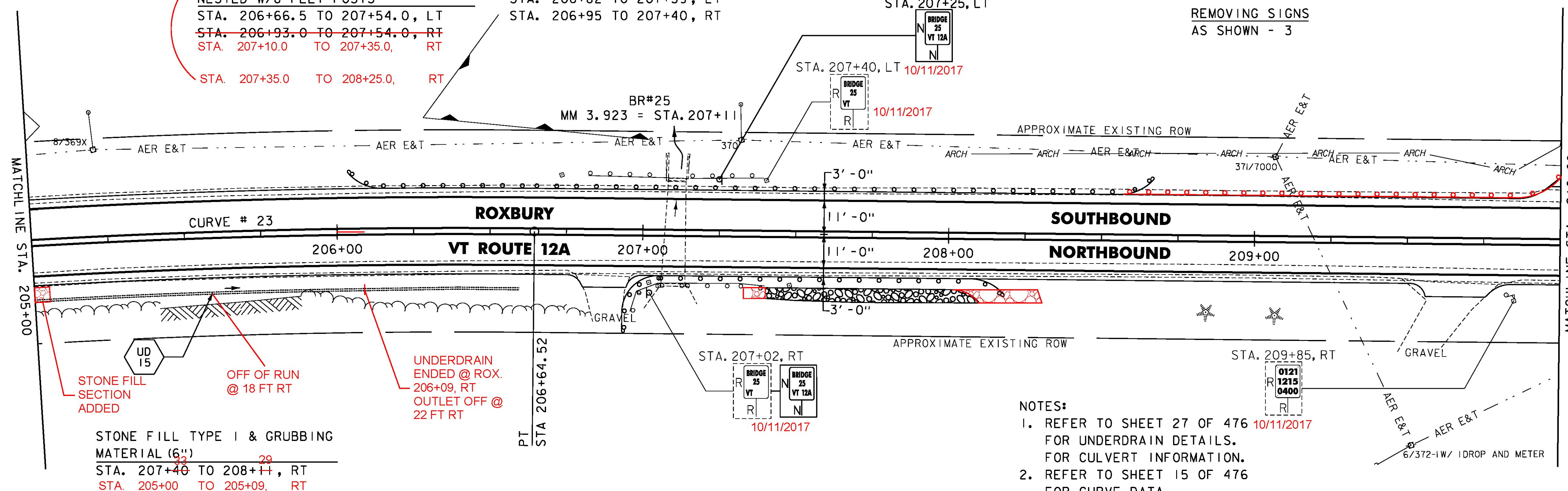
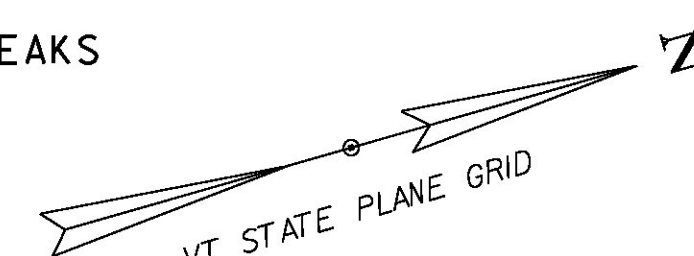
RELOCATE MAILBOX, MULTIPLE SUPPORT
STA. 209+83, RT
STEEL BEAM GUARDRAIL, GALVANIZED
STA. 206+04.0 TO 206+29.0, LT
STA. 208+29.0 TO 208+41.5, LT
STA. 208+41.5 TO 208+66.5, LT
STA. 207+91.5 TO 208+16.5, RT

STEEL BEAM GUARDRAIL, GALVANIZED
W/8 FEET POSTS
STA. 206+29.0 TO 206+66.5, LT
STA. 207+54.0 TO 208+41.5, LT
STA. 207+54.0 TO 207+91.5, RT
STA. 206+96.0 TO 207+10.0,
STEEL BEAM GUARDRAIL, GALVANIZED/
NESTED W/8 FEET POSTS
STA. 206+66.5 TO 207+54.0, LT
STA. 206+93.0 TO 207+54.0, RT
STA. 207+10.0 TO 207+35.0, RT
STA. 207+35.0 TO 208+25.0, RT

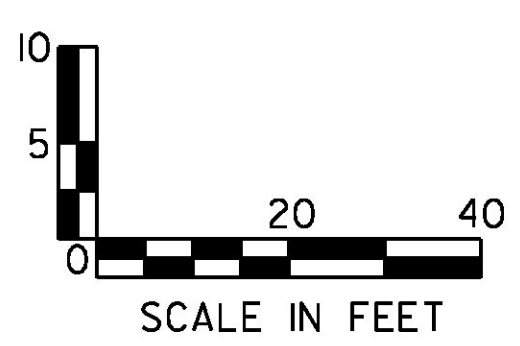
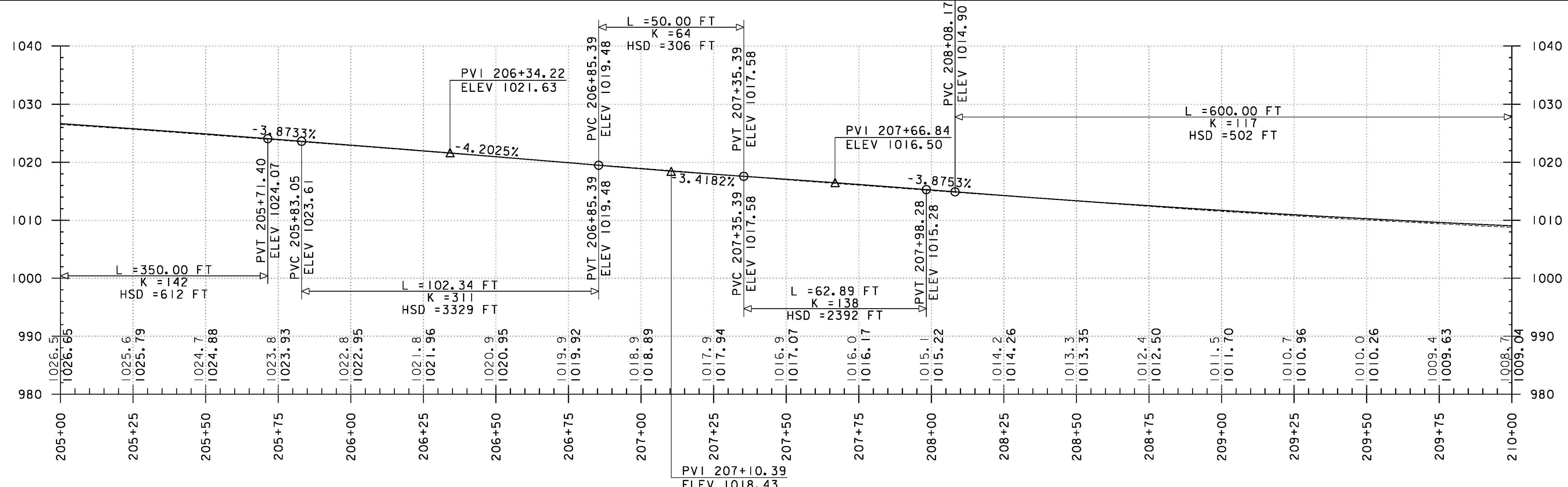
ANCHOR FOR STEEL BEAM RAIL
STA. 206+04.0, LT
STA. 206+93.0, RT
STA. 208+16.5, RT
STA. 208+66.5, LT
REMOVAL AND DISPOSAL OF GUARDRAIL
STA. 206+82 TO 207+39, LT
STA. 206+95 TO 207+40, RT

DURABLE 4 INCH WHITE LINE (OPTION BID ITEM)
TEMPORARY 4 INCH WHITE LINE, PAINT
(ALL LINES SHALL INCLUDE EDGE LINE BREAKS
AND RADII FOR SIDE ROADS)
STA. 205+00 TO 210+00, SOLID LT & RT

DURABLE 4 INCH YELLOW LINE (OPTION BID ITEM)
TEMPORARY 4 INCH YELLOW LINE, PAINT
(ALL LINES SHALL INCLUDE CENTER LINE BREAKS
FOR SIDE ROADS)
STA. 205+00 TO 210+00, SOLID LT & RT
BARRIER FENCE
STA. 205+00 TO 205+95, RT
REMOVING SIGNS
AS SHOWN - 3



NOTES:
1. REFER TO SHEET 27 OF 476 10/11/2017 FOR UNDERDRAIN DETAILS.
FOR CULVERT INFORMATION.
2. REFER TO SHEET 15 OF 476 FOR CURVE DATA.



PROJECT NAME: ROXBURY - NORTHFIELD
PROJECT NUMBER: ER STP 0187(I3)
FILE NAME: z13cl84bdr.dgn
PROJECT LEADER: M. FOISY
DESIGNED BY: G. BURGMEIER
PLAN & PROFILE SHEET 35
PLOT DATE: 5/25/2016
DRAWN BY: G. BARRETT
CHECKED BY: G. EDWARDS
SHEET 85 OF 476

