

DURABLE 4 INCH WHITE LINE (OPTION BID ITEM)
 TEMPORARY 4 INCH WHITE LINE, PAINT
 (ALL LINES SHALL INCLUDE EDGE LINE BREAKS
 AND RADII FOR SIDE ROADS)
 STA. 150+00 TO 152+00, SOLID LT
 STA. 150+00 TO 152+29, SOLID RT
 STA. 152+77 TO 155+00, SOLID RT
 STA. 153+05 TO 155+00, SOLID LT

REMOVING SIGNS
 AS SHOWN - 4

DURABLE 4 INCH YELLOW LINE (OPTION BID ITEM)
 TEMPORARY 4 INCH YELLOW LINE, PAINT
 (ALL LINES SHALL INCLUDE CENTER LINE BREAKS
 FOR SIDE ROADS)
 STA. 150+00 TO 155+00, SOLID LT & RT
 STONE FILL TYPE I & GRUBBING MATERIAL (6")
 STA. 152+78 TO 154+23, RT
 STA. 154+40 TO 154+75, RT

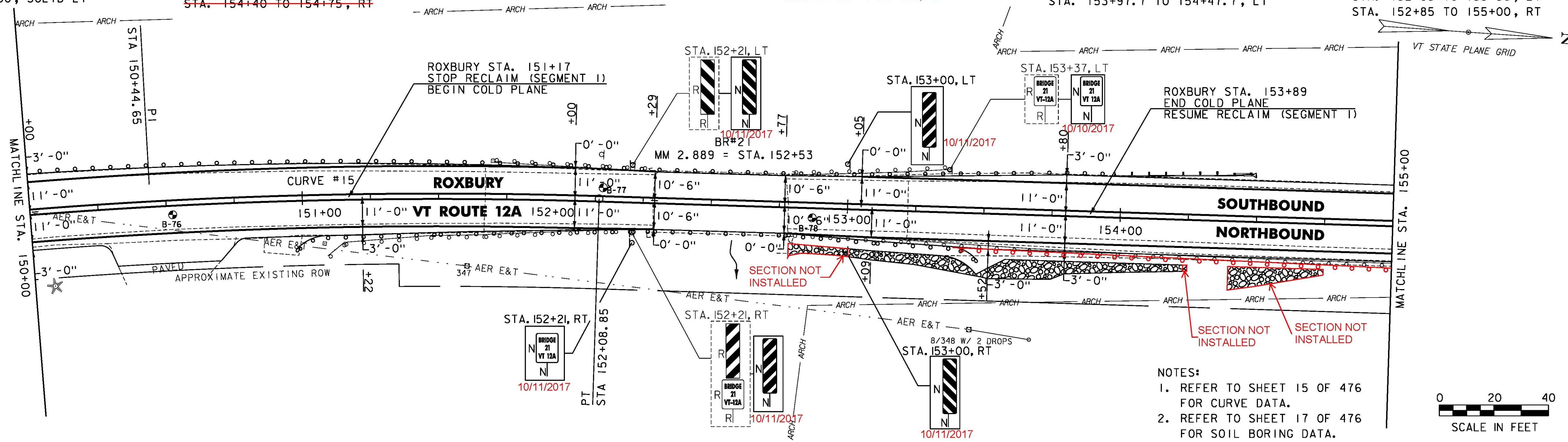
STEEL BEAM GUARDRAIL, GALVANIZED
 STA. 150+00.0 TO 150+47.7, LT
 STA. 150+97.7 TO 151+97.7, RT
 STA. 153+10.2 TO 153+47.7, RT
 155+00.0, RT

STEEL BEAM GUARDRAIL, GALVANIZED
 W/8 FEET POSTS
 STA. 150+47.7 TO 151+97.7, LT
 STA. 153+10.2 TO 153+97.7, LT

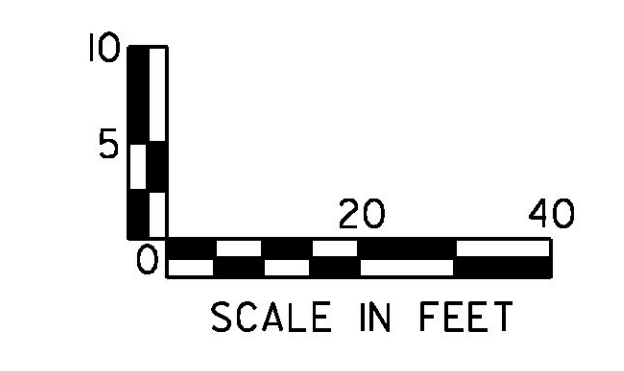
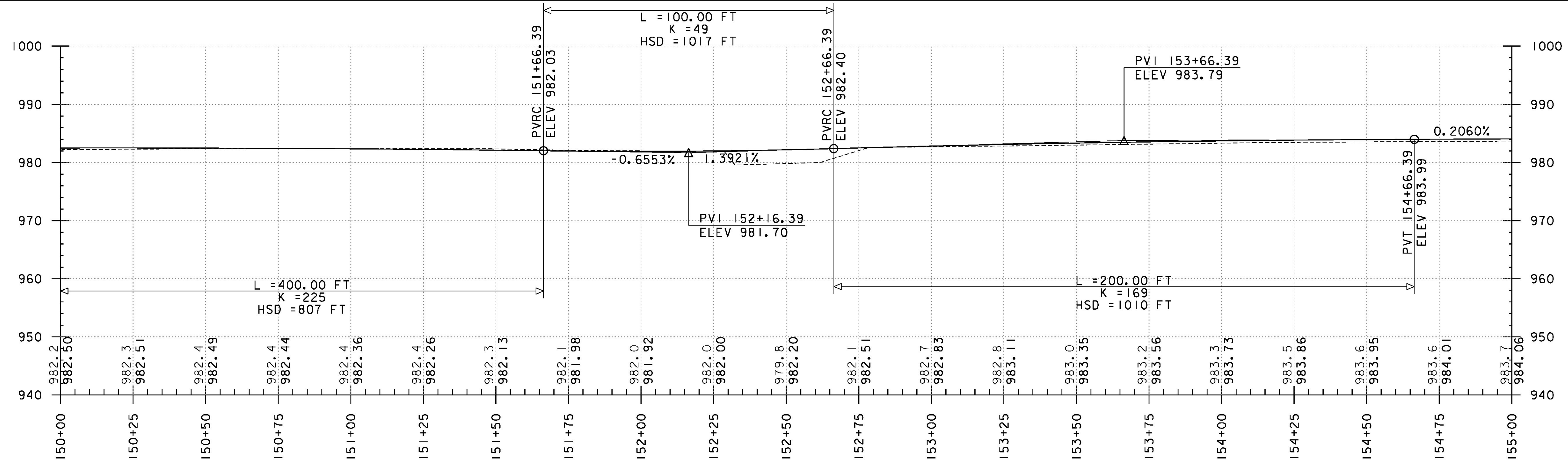
HD STEEL BEAM GUARDRAIL
 STA. 151+98.0 TO 152+23.0, RT
 STA. 152+85.0 TO 153+10.0, RT

HD STEEL BEAM GUARDRAIL, GALVANIZED
 W/8 FEET POSTS
 STA. 151+97.7 TO 152+22.7, LT
 STA. 151+97.7 TO 152+22.7, RT
 STA. 152+85.2 TO 153+10.2, LT
 STA. 152+85.2 TO 153+10.2, RT
 MANUFACTURED TERMINAL SECTION, TANGENT
 STA. 153+97.7 TO 154+47.7, LT

ANCHOR FOR STEEL BEAM RAIL
 STA. 150+97.7, RT
 STA. 153+47.7, RT
 REMOVAL AND DISPOSAL
 OF GUARDRAIL
 STA. 151+09 TO 152+23, RT
 STA. 151+71 TO 152+23, LT
 STA. 152+85 TO 153+36, LT
 STA. 152+85 TO 155+00, RT



NOTES:
 1. REFER TO SHEET 15 OF 476 FOR CURVE DATA.
 2. REFER TO SHEET 17 OF 476 FOR SOIL BORING DATA.



PROJECT NAME:	ROXBURY - NORTHFIELD
PROJECT NUMBER:	ER STP 0187(13)
FILE NAME:	z13cl84bdr.dgn
PROJECT LEADER:	M. FOISY
DESIGNED BY:	G. BURGMIEIER
PLAN & PROFILE SHEET 24	
PLOT DATE:	5/25/2016
DRAWN BY:	G. BARRETT
CHECKED BY:	G. EDWARDS
SHEET	74 OF 476