

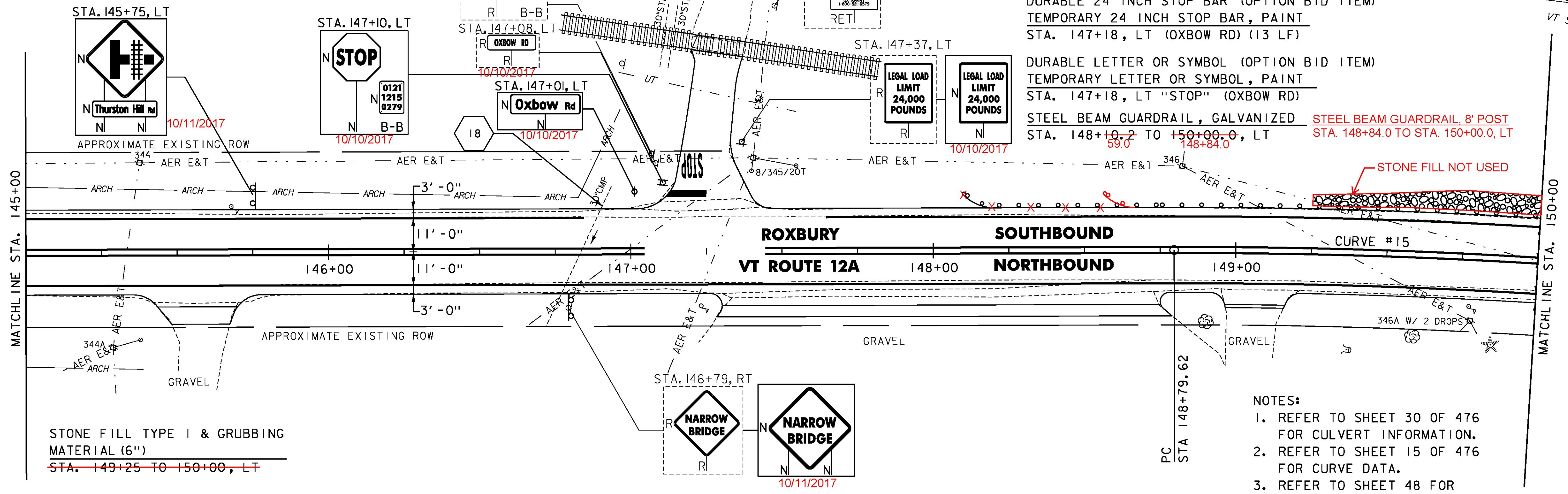
RELOCATE MAILBOX,
SINGLE SUPPORT
STA. 145+68, LT
STA. 147+23, RT
STA. 149+78, RT

DURABLE 4 INCH WHITE LINE (OPTION BID ITEM)
TEMPORARY 4 INCH WHITE LINE, PAINT
(ALL LINES SHALL INCLUDE EDGE LINE BREAKS
AND RADII FOR SIDE ROADS)
STA. 145+00 TO 150+00, SOLID LT & RT

STA. 147+07, LT
STA. 147+10, LT
OXBOW ROAD
MM 2.787 = STA. 147+18
(GRAVEL)
STA. 147+48, LT

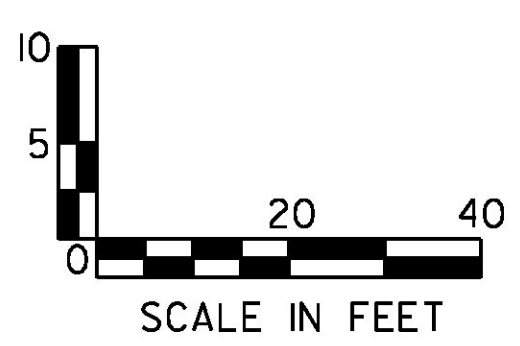
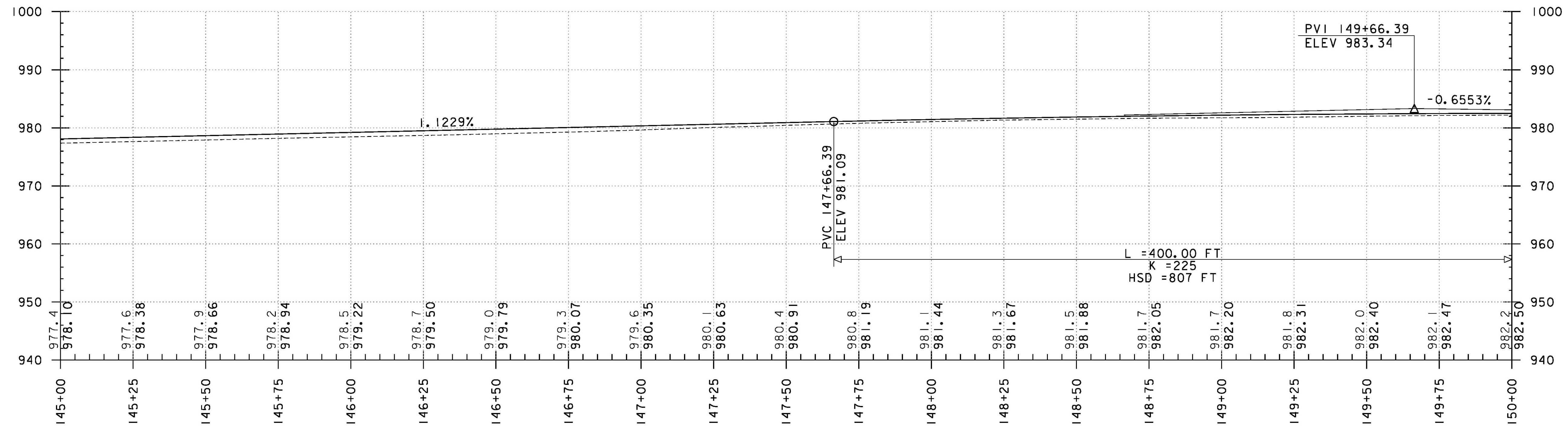
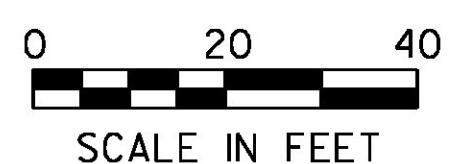
DURABLE 4 INCH YELLOW LINE (OPTION BID ITEM)
TEMPORARY 4 INCH YELLOW LINE, PAINT
(ALL LINES SHALL INCLUDE CENTER LINE BREAKS
FOR SIDE ROADS)
STA. 145+00 TO 150+00, SOLID LT & RT

ANCHOR FOR STEEL BEAM RAIL
STA. 148+10.2, LT
REMOVING SIGNS
AS SHOWN - 5



STONE FILL TYPE I & GRUBBING
MATERIAL (6")
STA. 149+25 TO 150+00, LT

- NOTES:
- REFER TO SHEET 30 OF 476 FOR CULVERT INFORMATION.
 - REFER TO SHEET 15 OF 476 FOR CURVE DATA.
 - REFER TO SHEET 48 FOR ADDITIONAL R.R. SIGNS & MARKINGS.



PROJECT NAME:	ROXBURY - NORTHFIELD
PROJECT NUMBER:	ER STP 0187(13)
FILE NAME:	z13cl84bdr.dgn
PROJECT LEADER:	M. FOISY
DESIGNED BY:	G. BURGMEIER
PLAN & PROFILE SHEET 23	
PLOT DATE:	5/25/2016
DRAWN BY:	G. BARRETT
CHECKED BY:	G. EDWARDS
SHEET	73 OF 476