

DURABLE 4 INCH WHITE LINE (OPTION BID ITEM)
 TEMPORARY 4 INCH WHITE LINE, PAINT
 (ALL LINES SHALL INCLUDE EDGE LINE BREAKS
 AND RADIUS FOR SIDE ROADS)
 STA. 120+00 TO 125+00, SOLID LT & RT

DURABLE 4 INCH YELLOW LINE (OPTION BID ITEM)
 TEMPORARY 4 INCH YELLOW LINE, PAINT
 (ALL LINES SHALL INCLUDE CENTER LINE BREAKS
 FOR SIDE ROADS)
 STA. 120+00 TO 125+00, SOLID LT & RT

STEEL BEAM GUARDRAIL, GALVANIZED
 STA. 120+00.0 TO 120+29.5, RT
 STA. 120+97.2 TO 122+22.2, LT
 STA. 121+29.5 TO 122+29.5, RT

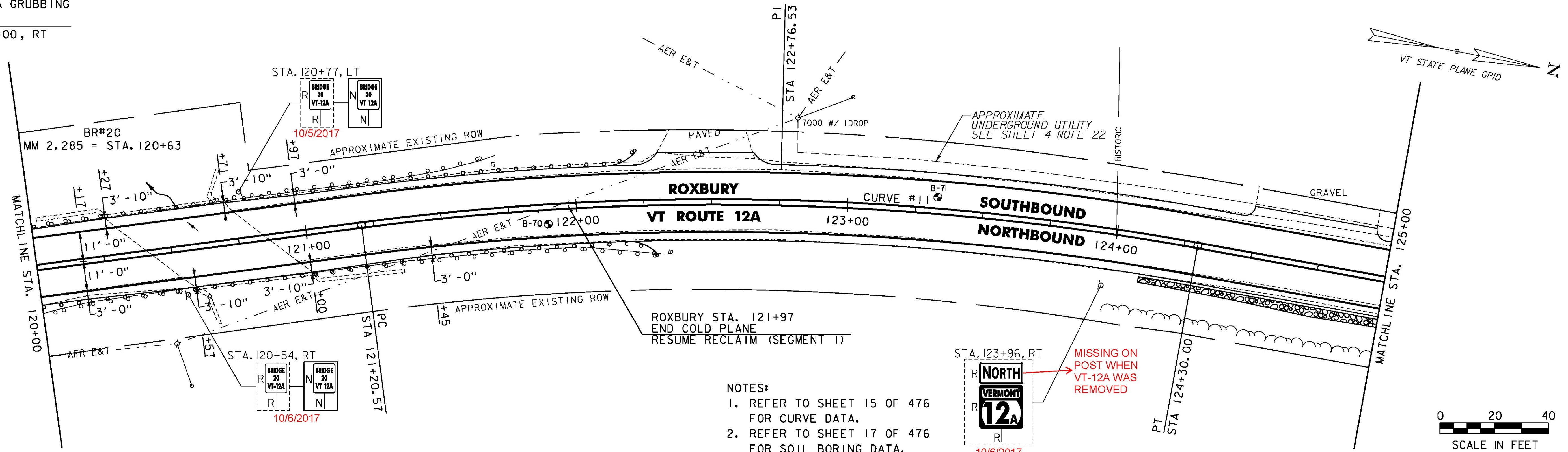
HD STEEL BEAM GUARDRAIL, GALVANIZED
 STA. 120+00.0 TO 120+22.2, LT
 STA. 120+29.5 TO 120+54.5, RT
 STA. 120+72.2 TO 120+97.2, LT
 STA. 121+04.5 TO 121+29.5, RT

ANCHOR FOR STEEL BEAM RAIL
 STA. 122+22.2, LT
 STA. 122+29.5, RT

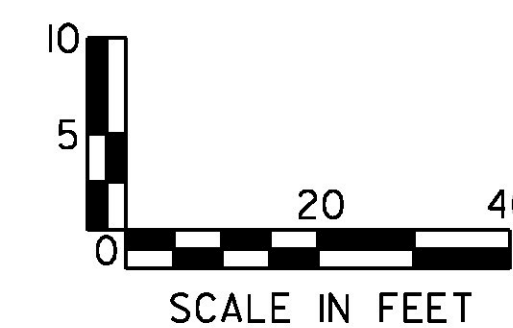
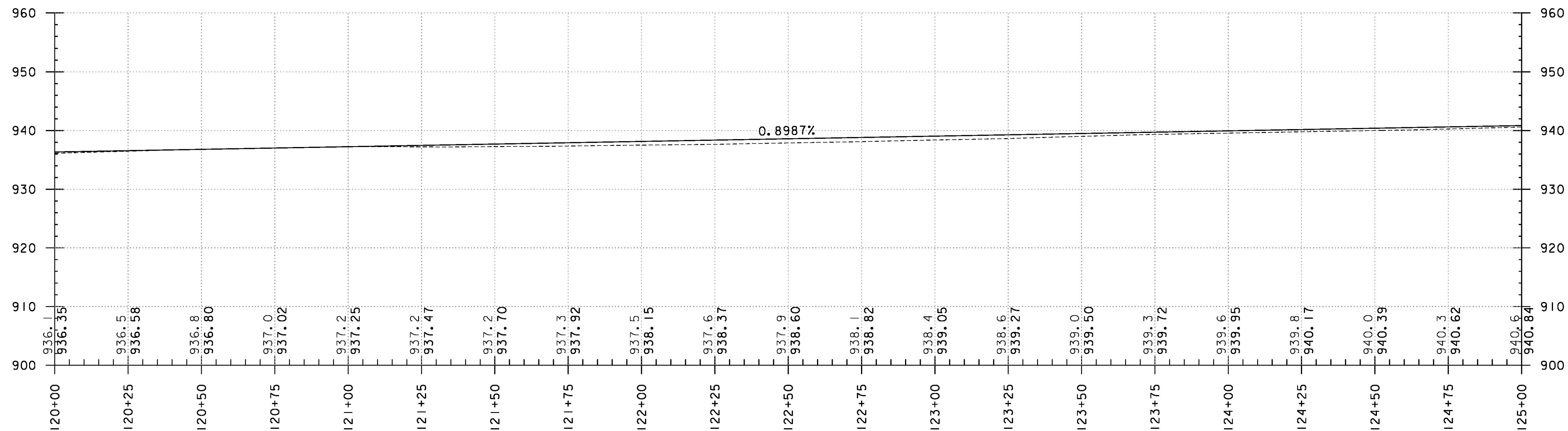
REMOVAL AND DISPOSAL OF GUARDRAIL
 STA. 120+00 TO 120+22, LT
 STA. 120+00 TO 120+55, RT
 STA. 120+72 TO 121+72, LT
 STA. 121+05 TO 122+31, RT

STONE FILL TYPE I & GRUBBING
 MATERIAL (6")
 STA. 124+10 TO 125+00, RT

REMOVING SIGNS
 AS SHOWN - 4



- NOTES:
- REFER TO SHEET 15 OF 476 FOR CURVE DATA.
 - REFER TO SHEET 17 OF 476 FOR SOIL BORING DATA.



| | |
|------------------------------------|------------------------|
| PROJECT NAME: ROXBURY - NORTHFIELD | PLOT DATE: 5/25/2016 |
| PROJECT NUMBER: ER STP 0187(13) | DRAWN BY: G. BARRETT |
| FILE NAME: z13cl84bdr.dgn | CHECKED BY: G. EDWARDS |
| PROJECT LEADER: M. FOISY | SHEET 68 OF 476 |
| DESIGNED BY: G. BURGMEIER | |
| PLAN & PROFILE SHEET 18 | |