

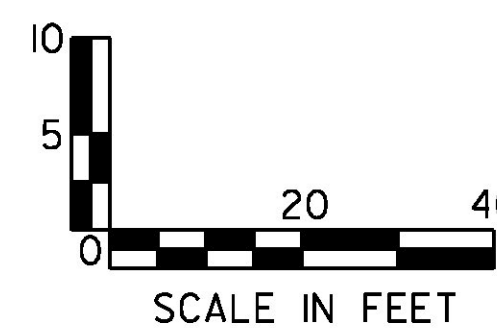
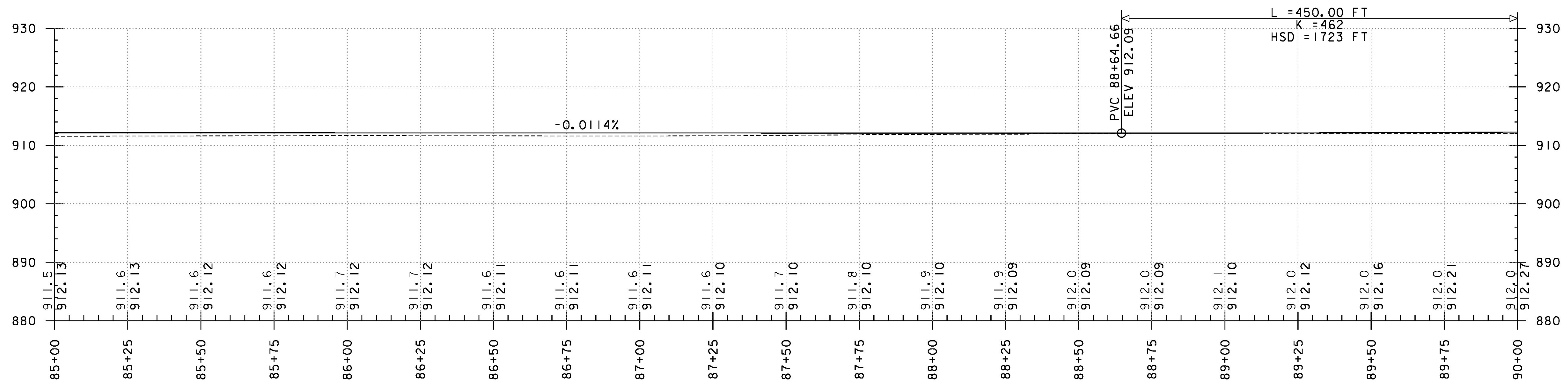
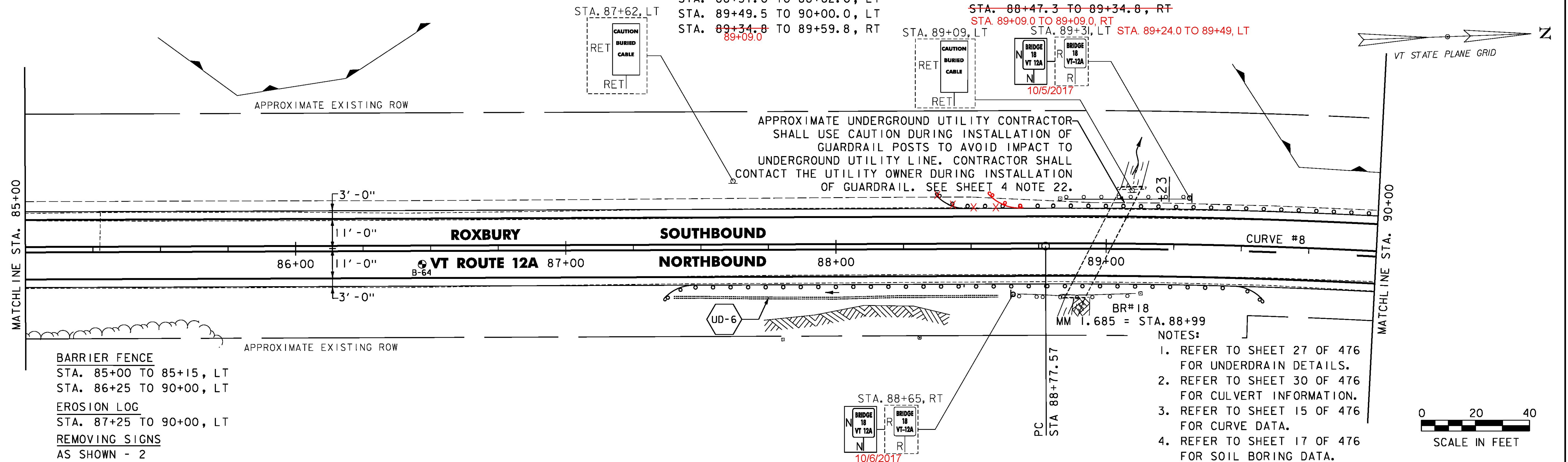
DURABLE 4 INCH WHITE LINE (OPTION BID ITEM)
 TEMPORARY 4 INCH WHITE LINE, PAINT
 (ALL LINES SHALL INCLUDE EDGE LINE BREAKS
 AND RADII FOR SIDE ROADS)
 STA. 85+00 TO 90+00, SOLID LT & RT

DURABLE 4 INCH YELLOW LINE (OPTION BID ITEM)
 TEMPORARY 4 INCH YELLOW LINE, PAINT
 (ALL LINES SHALL INCLUDE CENTER LINE BREAKS
 FOR SIDE ROADS)
 STA. 85+00 TO 89+23, SOLID LT & RT
 STA. 89+23 TO 90+00, SOLID LT, DASHED RT

REMOVAL AND DISPOSAL OF GUARDRAIL
 STA. 88+67 TO 89+11, RT
 STA. 88+85 TO 89+30, LT
 STEEL BEAM GUARDRAIL, GALVANIZED
 STA. 87+34.8 TO 89+59.8, RT
 STA. 88+37.0 TO 88+62.0, LT
 STA. 89+49.5 TO 90+00.0, LT
 STA. 89+34.8 TO 89+59.8, RT

STEEL BEAM GUARDRAIL, GALVANIZED W/ 8 FEET POSTS
 STA. 87+59.8 TO 88+47.3, RT STA. 89+49.0 TO 90+00.0, LT
 STEEL BEAM GUARDRAIL, GALVANIZED/NESTED
 STA. 88+62.0 TO 89+49.5, LT
 STEEL BEAM GUARDRAIL, GALVANIZED/
 NESTED W/ 8 FEET POSTS
 STA. 88+47.3 TO 89+34.8, RT
 STA. 89+09.0 TO 89+09.0, RT
 STA. 89+31, LT STA. 89+24.0 TO 89+49, LT

ANCHOR FOR STEEL BEAM RAIL
 STA. 87+34.8, RT
 STA. 88+37.0, LT
 STA. 89+59.8, RT



PROJECT NAME: ROXBURY - NORTHFIELD
 PROJECT NUMBER: ER STP 0187(13)

FILE NAME: z13cl84bdr.dgn
 PROJECT LEADER: M. FOISY
 DESIGNED BY: G. BURGMEIER
 PLAN & PROFILE SHEET II

PLOT DATE: 5/25/2016
 DRAWN BY: G. BARRETT
 CHECKED BY: G. EDWARDS
 SHEET 61 OF 476