

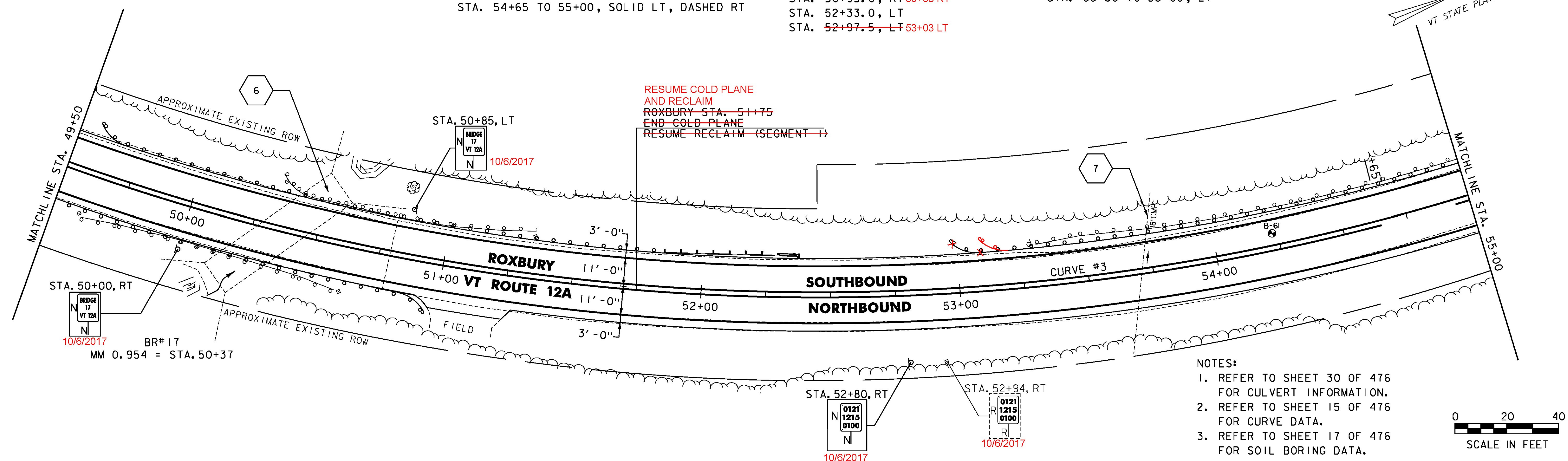
DURABLE 4 INCH WHITE LINE (OPTION BID ITEM)  
 TEMPORARY 4 INCH WHITE LINE, PAINT  
 (ALL LINES SHALL INCLUDE EDGE LINE BREAKS  
 AND RADII FOR SIDE ROADS)  
 STA. 49+50 TO 55+00, SOLID LT & RT

DURABLE 4 INCH YELLOW LINE (OPTION BID ITEM)  
 TEMPORARY 4 INCH YELLOW LINE, PAINT  
 (ALL LINES SHALL INCLUDE CENTER LINE BREAKS  
 FOR SIDE ROADS)  
 STA. 49+50 TO 54+65, SOLID LT & RT  
 STA. 54+65 TO 55+00, SOLID LT, DASHED RT

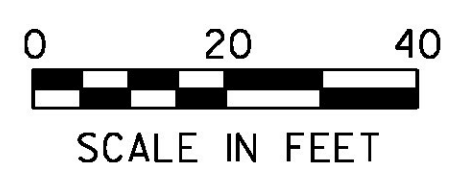
STEEL BEAM GUARDRAIL, GALVANIZED  
 STA. 52+97.5 TO 55+00.0, LT  
 53+03  
 ANCHOR FOR STEEL BEAM RAIL  
 STA. 49+58.0, LT  
 STA. 50+95.0, RT 50+58 RT  
 STA. 52+33.0, LT  
 STA. 52+97.5, LT 53+03 LT

~~REMOVE AND RESET GUARDRAIL~~  
~~STA. 49+50.0 TO 50+95.0, RT~~  
~~STA. 49+58.0 TO 52+33.0, LT~~  
 REMOVAL AND DISPOSAL OF GUARDRAIL  
 STA. 53+30 TO 55+00, LT

REMOVING SIGNS  
 AS SHOWN - 1

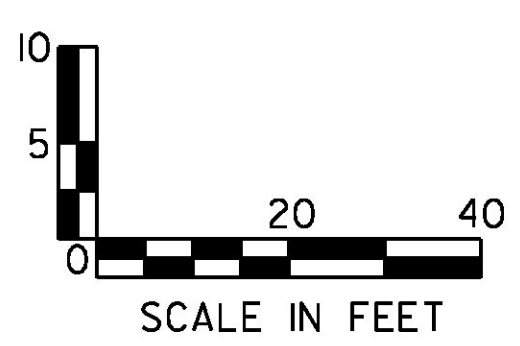
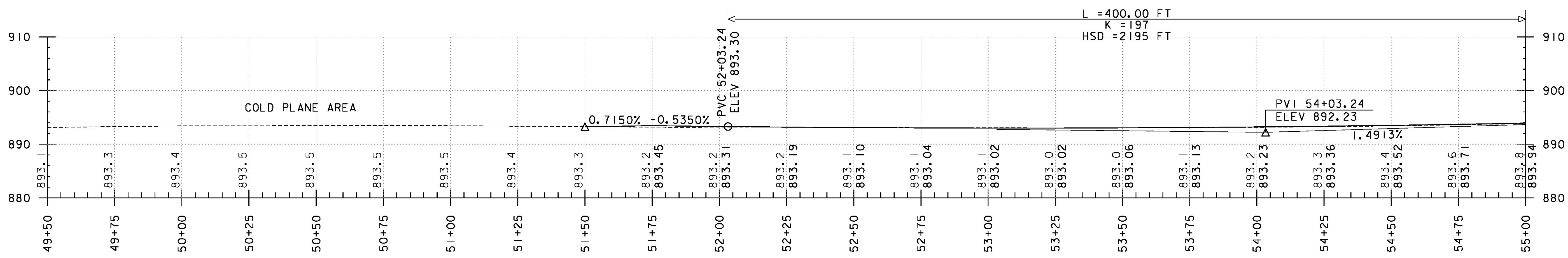


- NOTES:
- REFER TO SHEET 30 OF 476 FOR CULVERT INFORMATION.
  - REFER TO SHEET 15 OF 476 FOR CURVE DATA.
  - REFER TO SHEET 17 OF 476 FOR SOIL BORING DATA.



STEEL BEAM GUARDRAIL, GALVANIZED  
 STA. 49+50 - 49+70 RT  
 STA. 49+58 - 49+95 LT  
 STA. 50+96 - 52+33 LT

HD STEEL BEAM GUARDRAIL  
 STA. 49+70 - 50+58 RT  
 STA. 49+95 - 50+96 LT



PROJECT NAME: ROXBURY - NORTHFIELD	PLOT DATE: 5/25/2016
PROJECT NUMBER: ER STP 0187(13)	DRAWN BY: G. BARRETT
FILE NAME: z13cl84bdr.dgn	CHECKED BY: G. EDWARDS
DESIGNED BY: G. BURGMEIER	SHEET 54 OF 476
PLAN & PROFILE SHEET 4	