











# TRAFFIC SIGN SUMMARY SHEET 19

MILEMARKER, STATION, OR SIGN NUMBER	SIGN LEGEND	SIGN DIMENSIONS		NEW & SALVAGED SIGNS				EXIST. POST	NO. OF POSTS	NEW SIGN POSTS														REMARKS	SIGN DETAIL									
				"A"	"B"	SALV SIGN	SALV TIS			FLANGED CHANNEL			SQUARE STEEL (in)			TUBULAR ALUMINUM (in)			TUBULAR STEEL (in)				W-SHAPE STEEL		DETAIL IN SHSM # BOOK	DETAIL ON SHEET NUMBER	STD. SHEET NUMBER							
		EA	WIDTH (in)							HEIGHT (in)	1.75	2.0	2.5	ANCHOR	SLEEVE	3.0	4.0	4.0 MOD	FOUND-ATION	3.0	3.5	4.0	5.0					FTG. SIZE	WEIGHT	POST SIZE				
					lb/ft	lb/ft	lb/ft																											
<b>GRANVILLE (CONTINUED)</b>																																		
STA. 17+23, LT		I	24	30	5.00				I																				R2-I	X				
STA. 20+95, RT	 	I	6	10	0.42				I																				MOUNT SALVAGED SIGN ON NEW POST			T-44		
STA. 22+91, RT		I	12	36	3.00				I																					OM3-R			T-42	
STA. 22+97, LT		I	12	36	3.00				I																					OM3-L	X			
STA. 23+18, RT		I	12	36	3.00				I																					OM3-L	X			
STA. 23+24, LT		I	12	36	3.00				I																					OM3-R	X			T-42
STA. 24+14, LT		I	12	36	3.00				I																					OM3-L	X			
STA. 24+20, RT		I	12	36	3.00				I																					OM3-R	X			T-42
STA. 24+38, LT		I	12	36	3.00				I																					OM3-R	X			T-42
					3.00																													
<p>* "SHSM"-STANDARD HIGHWAY SIGNS AND MARKINGS</p> <p>FINAL POST LENGTHS ARE TO BE DETERMINED IN THE FIELD. POST SIZES ARE COMPUTED BASED ON INFORMATION FURNISHED ON THE STANDARD SHEETS AND THE VTRANS "SIGN POST DESIGN GUIDELINE."</p>																																		
		<b>TOTALS</b>		SF	SF	EA.	SF			FT	FT	FT	FT	FT	FT	EA	LB	LB	LB	EA.	LB	EA.	EA.	LB										
				27.74	30.74	I								144	144																			

PROJECT NAME: RANDOLPH-ROXBURY  
 PROJECT NUMBER: ER STP 0187(II)  
 FILE NAME: z13cl82frm.dgn  
 PROJECT LEADER: M. FOISY  
 DESIGNED BY: G. BURGMEIER  
 PLOT DATE: 11/17/2014  
 DRAWN BY: P. BALASCO  
 CHECKED BY: M. FOISY  
**TRAFFIC SIGN SUMMARY SHEET 19**  
 SHEET 198 OF 545