

STEEL BEAM GUARDRAIL, GALVANIZED
STA. 17+20.0 TO 17+45.0

STEEL BEAM GUARDRAIL, GALVANIZED W/ 8 FEET POSTS
STA. 12+00.0 TO 17+20.0, RT

ANCHOR FOR STEEL BEAM RAIL
STA. 17+45.0, RT

REMOVAL AND DISPOSAL OF GUARDRAIL
STA. 12+00 TO 12+05, RT
STA. 14+20 TO 16+89, RT

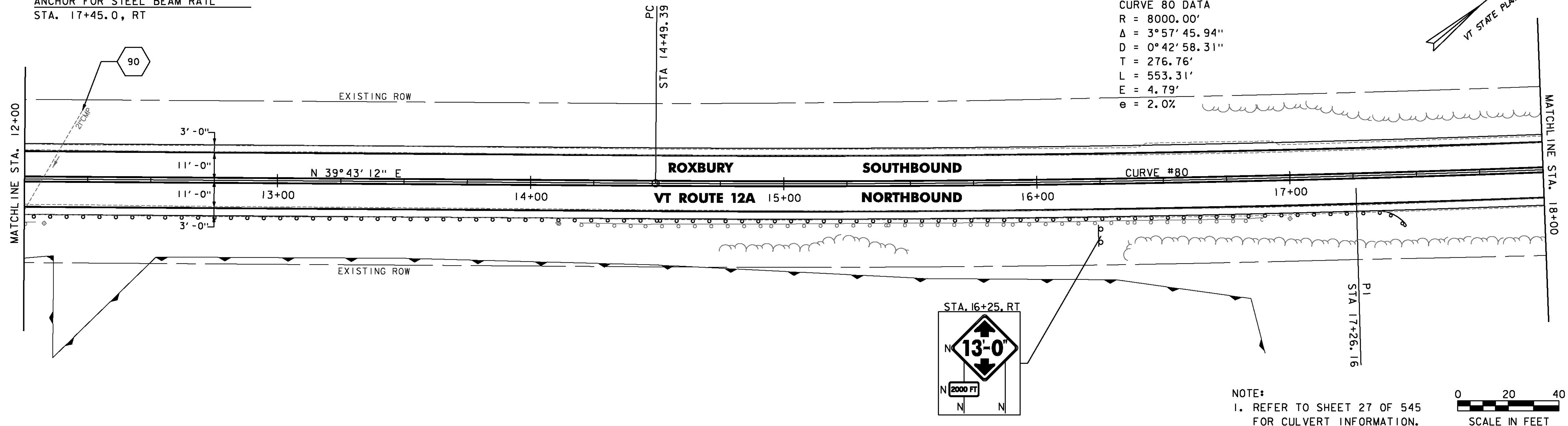
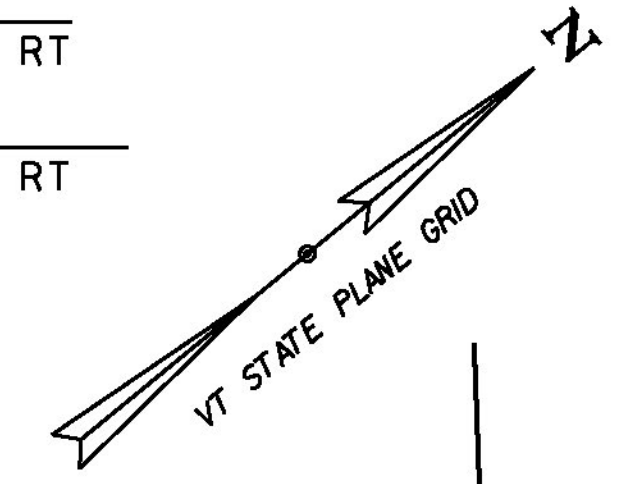
DURABLE 4 INCH WHITE LINE, THERMOPLASTIC
DURABLE 4 INCH WHITE LINE, POLYUREA
TEMPORARY 4 INCH WHITE LINE, PAINT
STA. 12+00 TO 18+00, SOLID LT & RT

DURABLE 4 INCH YELLOW LINE, THERMOPLASTIC
DURABLE 4 INCH YELLOW LINE, POLYUREA
TEMPORARY 4 INCH YELLOW LINE, PAINT
STA. 12+00 TO 18+00, SOLID LT & RT

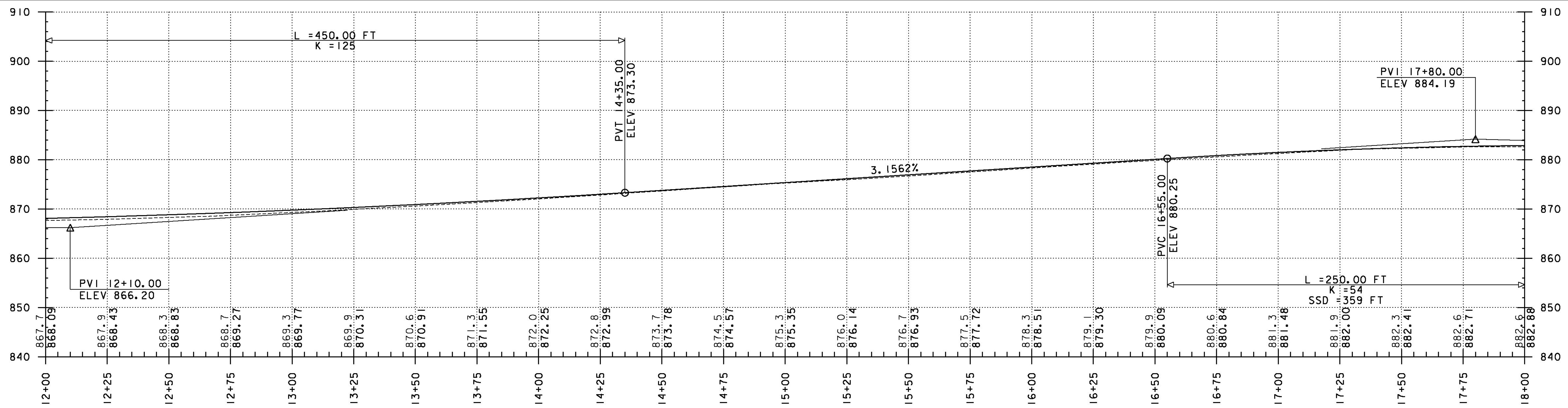
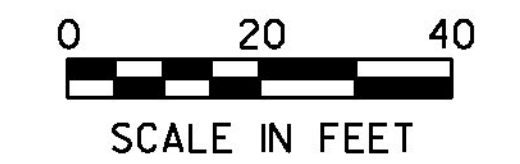
BARRIER FENCE
STA. 12+00 TO 18+00, RT
EROSION LOG
STA. 12+00 TO 17+09, RT

CURVE 80 DATA

R = 8000.00'
Δ = 3°57' 45.94"
D = 0°42' 58.31"
T = 276.76'
L = 553.31'
E = 4.79'
e = 2.0%



NOTE:
1. REFER TO SHEET 27 OF 545
FOR CULVERT INFORMATION.



PROJECT NAME:	RANDOLPH-ROXBURY
PROJECT NUMBER:	ER STP 0187(II)
FILE NAME:	z13ci82bdr.dgn
PROJECT LEADER:	M. FOISY
DESIGNED BY:	I. MAYNARD
PLAN & PROFILE SHEET 105	
PLOT DATE:	11/17/2014
DRAWN BY:	G. BURGMEIER
CHECKED BY:	M. FOISY
SHEET	146 OF 545

