

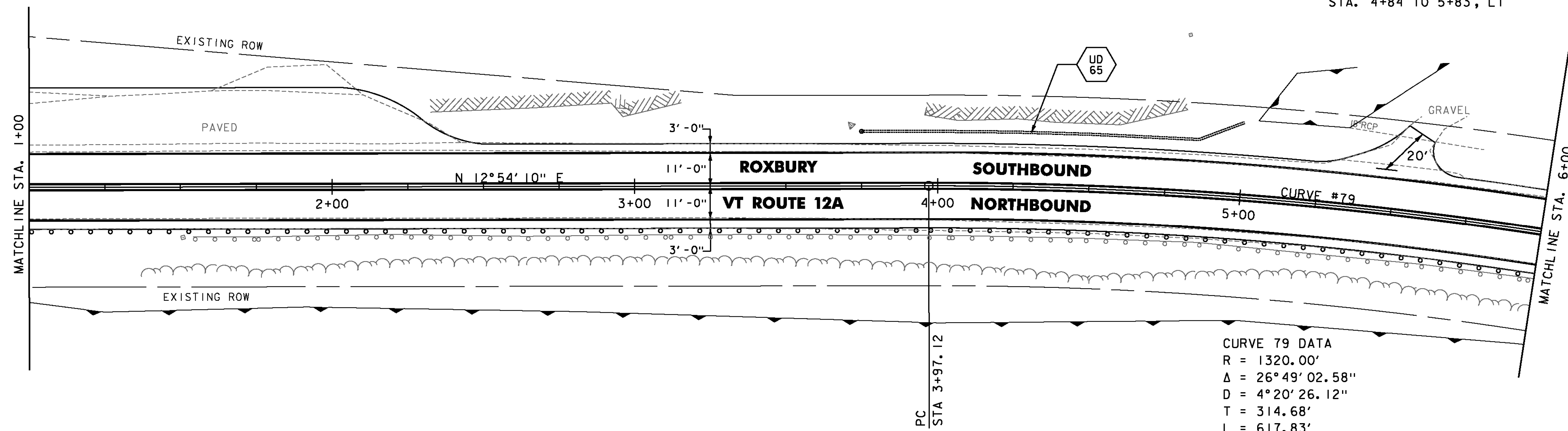
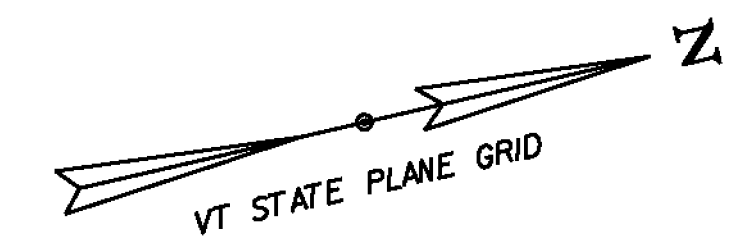
UNDERDRAIN FLUSHING BASIN  
STA. 3+75, LT

STEEL BEAM GUARDRAIL, GALVANIZED W/ 8 FEET POSTS  
STA. 1+00.0 TO 6+00.0, RT  
REMOVAL AND DISPOSAL OF GUARDRAIL  
STA. 1+54 TO 6+00 RT

DURABLE 4 INCH WHITE LINE, THERMOPLASTIC  
DURABLE 4 INCH WHITE LINE, POLYUREA  
TEMPORARY 4 INCH WHITE LINE, PAINT  
STA. 1+00 TO 6+00, SOLID LT & RT

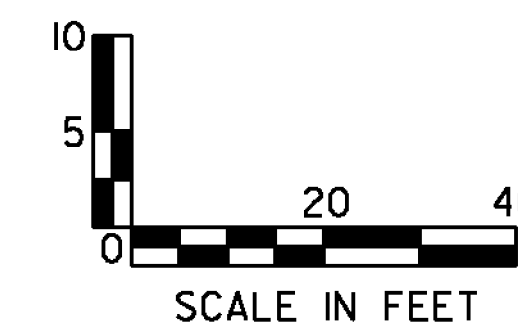
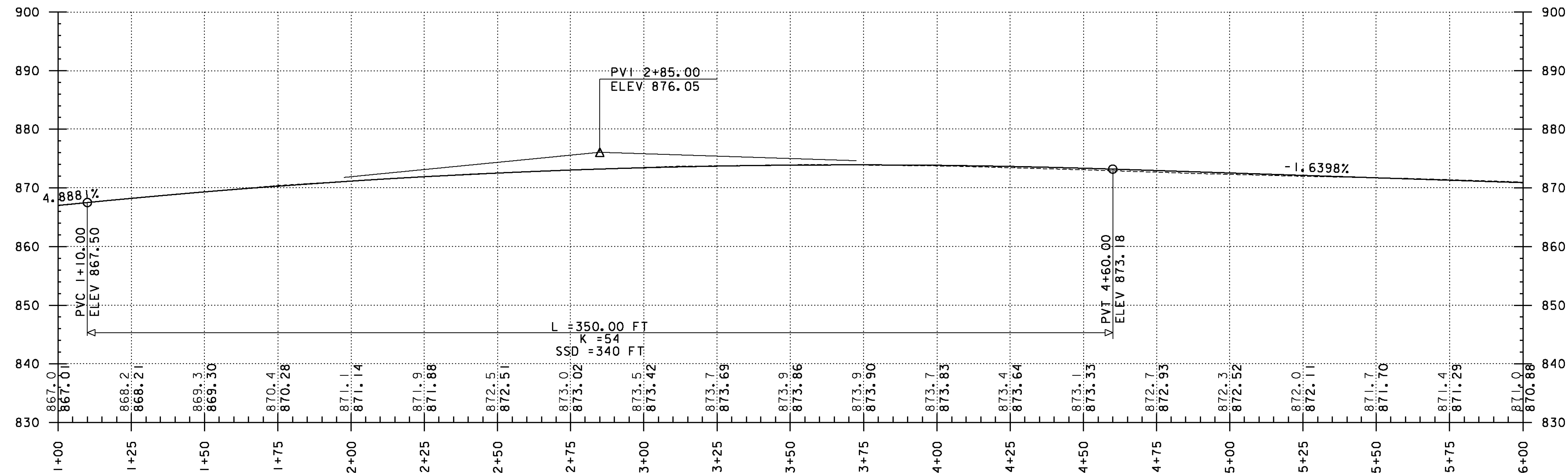
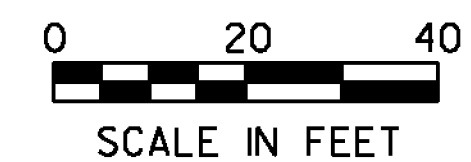
DURABLE 4 INCH YELLOW LINE, THERMOPLASTIC  
DURABLE 4 INCH YELLOW LINE, POLYUREA  
TEMPORARY 4 INCH YELLOW LINE, PAINT  
STA. 1+00 TO 6+00, SOLID LT & RT

BARRIER FENCE  
STA. 1+00 TO 6+00, RT  
STA. 4+04 TO 5+65, LT  
EROSION LOG  
STA. 1+00 TO 6+00, RT  
STA. 4+00 TO 4+50, LT  
STA. 4+84 TO 5+83, LT



CURVE 79 DATA  
R = 1320.00'  
Δ = 26° 49' 02.58"  
D = 4° 20' 26.12"  
T = 314.68'  
L = 617.83'  
E = 36.99'  
e = 6.6%

UD 65  
STA 3+75, LT TO 5+07, LT  
CONSTRUCT 6 INCH UNDERDRAIN PIPE,  
SEE SHEETS 8 & 9 FOR DETAIL AND  
ASSOCIATED QUANTITIES.



PROJECT NAME: RANDOLPH-ROXBURY  
PROJECT NUMBER: ER STP 0187(II)

FILE NAME: z13cl82bdr.dgn  
PROJECT LEADER: M. FOISY  
DESIGNED BY: I. MAYNARD  
PLOT DATE: 11/17/2014  
DRAWN BY: G. BURGMEIER  
CHECKED BY: M. FOISY  
PLAN & PROFILE SHEET 103  
SHEET 144 OF 545