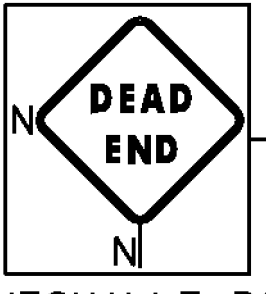


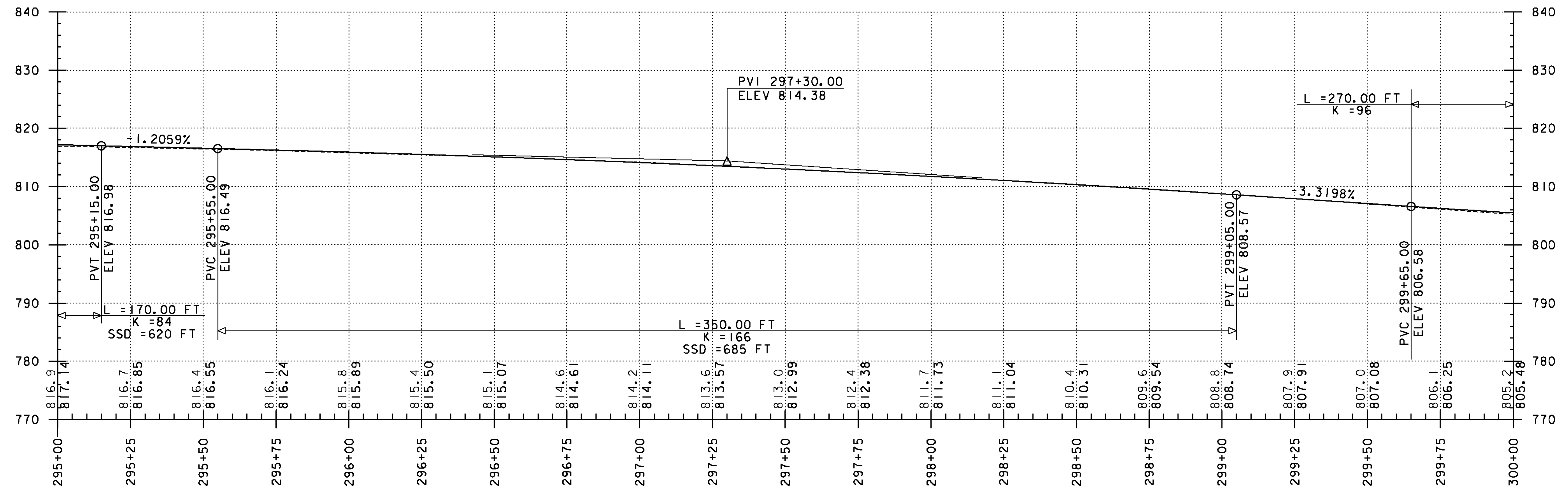
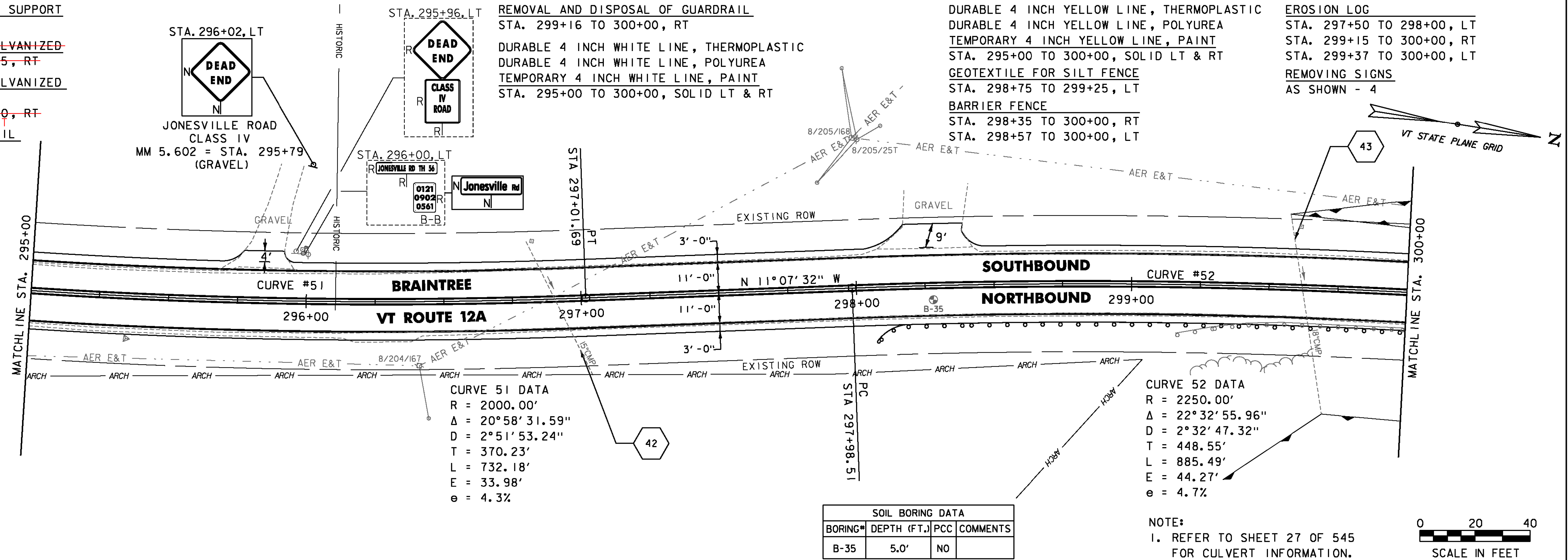
RELOCATE MAILBOX, SINGLE SUPPORT
 STA. 295+99, LT
~~STEEL BEAM GUARDRAIL, GALVANIZED~~
~~STA. 298+07.5 TO 298+32.5, RT~~
 STEEL BEAM GUARDRAIL, GALVANIZED
 W/ 8 FEET POSTS
~~STA. 298+32.5 TO 300+00.0, RT~~
~~STA. 298+07.5 TO 300+00.0, RT~~
 ANCHOR FOR STEEL BEAM RAIL
 STA. 298+07.5, RT

STA. 296+02, LT

 JONESTVILLE ROAD
 CLASS IV
 MM 5.602 = STA. 295+79
 (GRAVEL)

REMOVAL AND DISPOSAL OF GUARDRAIL
 STA. 299+16 TO 300+00, RT
 DURABLE 4 INCH WHITE LINE, THERMOPLASTIC
 DURABLE 4 INCH WHITE LINE, POLYUREA
 TEMPORARY 4 INCH WHITE LINE, PAINT
 STA. 295+00 TO 300+00, SOLID LT & RT

DURABLE 4 INCH YELLOW LINE, THERMOPLASTIC
 DURABLE 4 INCH YELLOW LINE, POLYUREA
 TEMPORARY 4 INCH YELLOW LINE, PAINT
 STA. 295+00 TO 300+00, SOLID LT & RT
 GEOTEXTILE FOR SILT FENCE
 STA. 298+75 TO 299+25, LT
 BARRIER FENCE
 STA. 298+35 TO 300+00, RT
 STA. 298+57 TO 300+00, LT

EROSION LOG
 STA. 297+50 TO 298+00, LT
 STA. 299+15 TO 300+00, RT
 STA. 299+37 TO 300+00, LT
 REMOVING SIGNS
 AS SHOWN - 4



PROJECT NAME: RANDOLPH-ROXBURY
 PROJECT NUMBER: ER STP 0187(II)
 FILE NAME: z13cl82bdr.dgn
 PROJECT LEADER: M. FOISY
 DESIGNED BY: I. MAYNARD
 PLOT DATE: 11/17/2014
 DRAWN BY: G. BURGMEIER
 CHECKED BY: M. FOISY
PLAN & PROFILE SHEET 69
 SHEET 110 OF 545

