

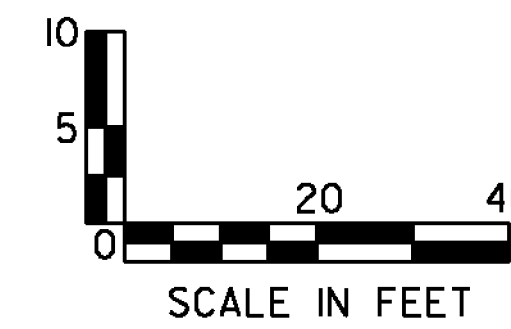
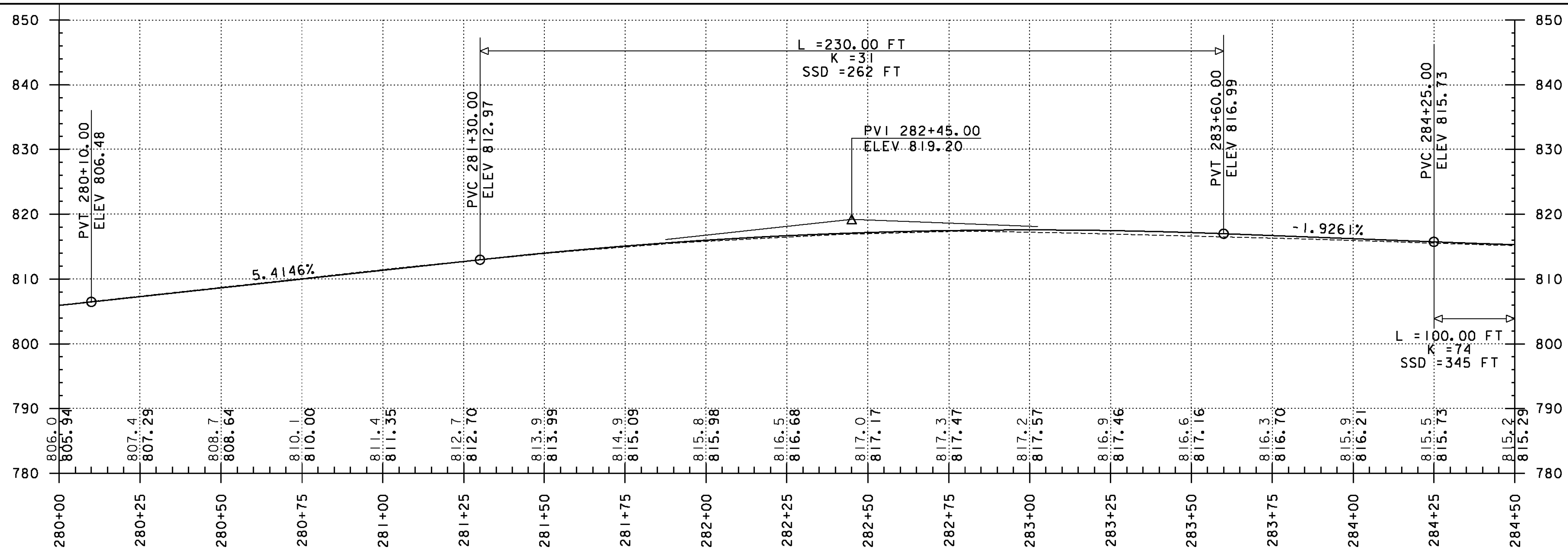
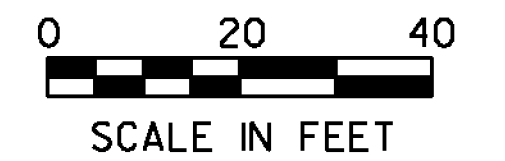
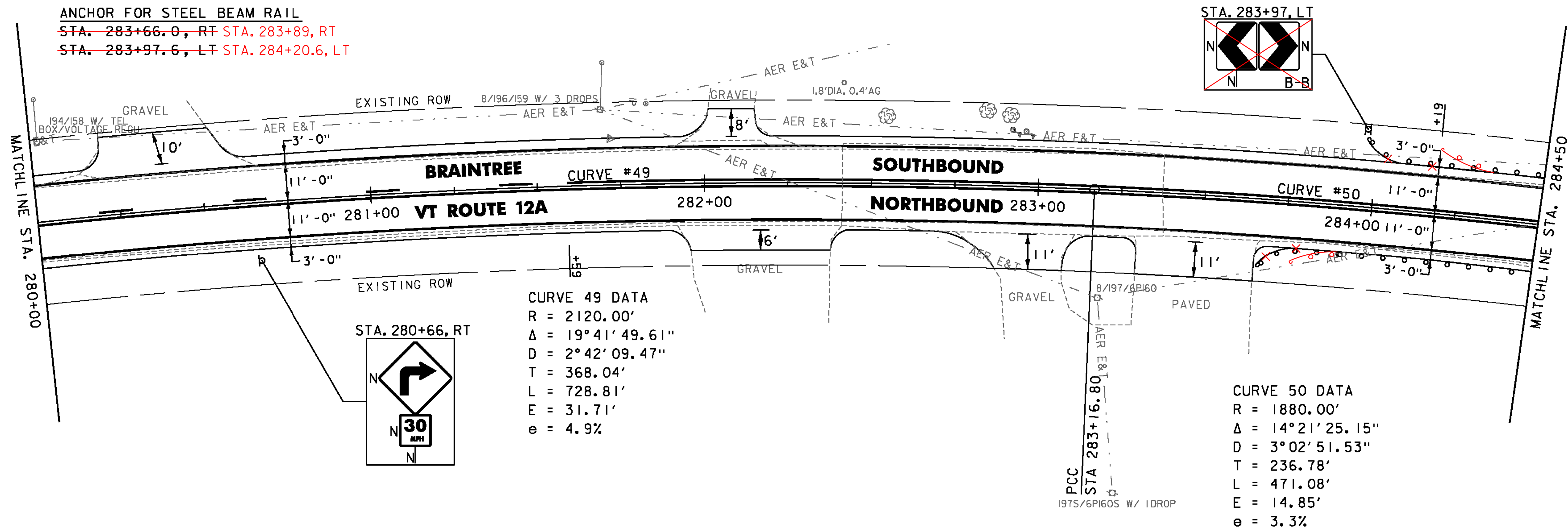
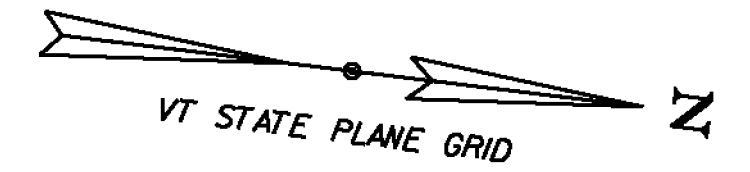
RELOCATE MAILBOX, SINGLE SUPPORT
 STA. 282+92, LT
 STA. 282+96, LT

STEEL BEAM GUARDRAIL, GALVANIZED
 STA. 283+66.0 TO 283+91.0, RT
 STA. 283+97.6 TO 284+22.6, LT
 STA. 284+20.6 TO 284+47.6, LT
 STEEL BEAM GUARDRAIL, GALVANIZED W/ 8 FEET POSTS
 STA. 283+91.0 TO 284+50.0, RT
 STA. 284+47.6 TO 284+50.0, LT
 STA. 284+22.6 TO 284+50.0, LT
 ANCHOR FOR STEEL BEAM RAIL
 STA. 283+66.0, RT
 STA. 283+89, RT
 STA. 283+97.6, LT
 STA. 284+20.6, LT

DURABLE 4 INCH WHITE LINE, THERMOPLASTIC
 DURABLE 4 INCH WHITE LINE, POLYUREA
 TEMPORARY 4 INCH WHITE LINE, PAINT
 STA. 280+00 TO 284+50, SOLID LT & RT

DURABLE 4 INCH YELLOW LINE, THERMOPLASTIC
 DURABLE 4 INCH YELLOW LINE, POLYUREA
 TEMPORARY 4 INCH YELLOW LINE, PAINT
 STA. 280+00 TO 281+59, SOLID RT, DASHED LT
 STA. 281+59 TO 284+50, SOLID LT & RT

GEOTEXTILE FOR SILT FENCE
 STA. 280+00 TO 280+25, LT



PROJECT NAME: RANDOLPH-ROXBURY
 PROJECT NUMBER: ER STP 0187(II)

FILE NAME: z13cl82bdr.dgn
 PROJECT LEADER: M. FOISY
 DESIGNED BY: I. MAYNARD
PLAN & PROFILE SHEET 66

PLOT DATE: 11/17/2014
 DRAWN BY: G. BURGMEIER
 CHECKED BY: M. FOISY
 SHEET 107 OF 545