

RELOCATE MAILBOX, SINGLE SUPPORT

STA. 230+18, LT
 STA. 230+65, LT
 STA. 230+67, LT
 STA. 233+36, LT
 STA. 233+49, RT

STEEL BEAM GUARDRAIL, GALVANIZED

STA. 230+00.0 TO 230+01.0, LT
 STA. 230+98.2 TO 231+23.2, RT
 STA. 231+56.5 TO 231+81.5, LT
 STA. 232+48.2 TO 232+73.2, RT
 STA. 232+81.5 TO 233+06.5, LT
 STA. 230+98.2 TO 231+73.2, RT
 STA. 232+56.5 TO 233+06.5, LT

STEEL BEAM GUARDRAIL, GALVANIZED W/ 8 FEET POSTS

STA. 231+23.2 TO 231+73.2, RT
 STA. 232+56.5 TO 232+81.5, LT

HD STEEL BEAM GUARDRAIL, GALVANIZED W/ 8 FEET POSTS

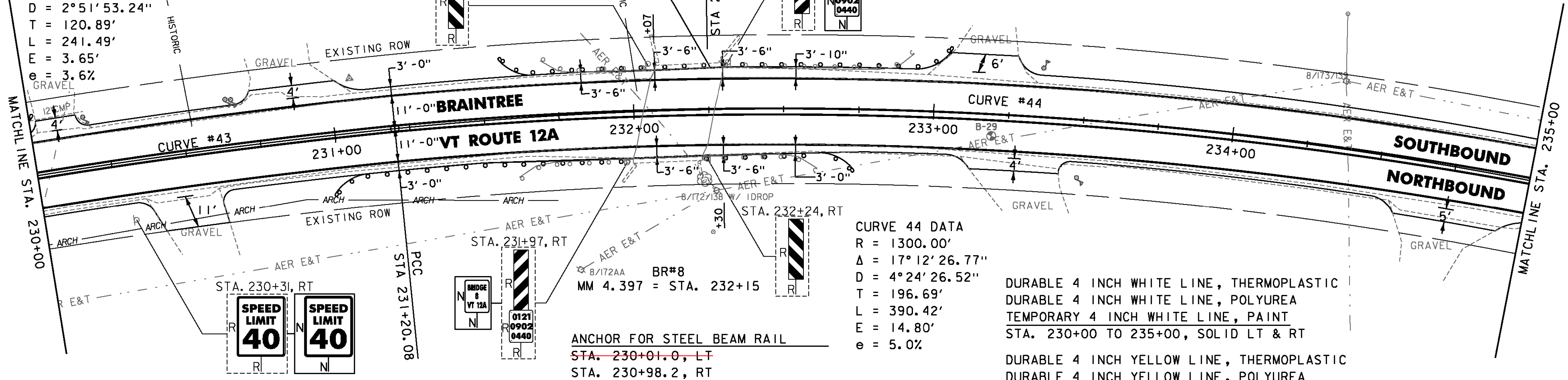
STA. 231+73.2 TO 231+98.2, RT
 STA. 231+81.5 TO 232+06.5, LT
 STA. 232+23.2 TO 232+48.2, RT
 STA. 232+31.5 TO 232+56.5, LT

CURVE 43 DATA

R = 2000.00'
 Δ = 6°55'05.47"
 D = 2°51'53.24"
 T = 120.89'
 L = 241.49'
 E = 3.65'
 e = 3.6%

CURVE 44 DATA

R = 1300.00'
 Δ = 17°12'26.77"
 D = 4°24'26.52"
 T = 196.69'
 L = 390.42'
 E = 14.80'
 e = 5.0%



SOIL BORING DATA			
BORING#	DEPTH (FT.)	PCC	COMMENTS
B-29	5.0'	NO	

ANCHOR FOR STEEL BEAM RAIL

STA. 230+01.0, LT
 STA. 230+98.2, RT
 STA. 231+56.5, LT
 STA. 232+73.2, RT
 STA. 233+06.5, LT

REMOVAL AND DISPOSAL OF GUARDRAIL

STA. 231+60 TO 232+61, RT
 STA. 231+70 TO 232+93, LT

DURABLE 4 INCH WHITE LINE, THERMOPLASTIC
 DURABLE 4 INCH WHITE LINE, POLYUREA
 TEMPORARY 4 INCH WHITE LINE, PAINT
 STA. 230+00 TO 235+00, SOLID LT & RT

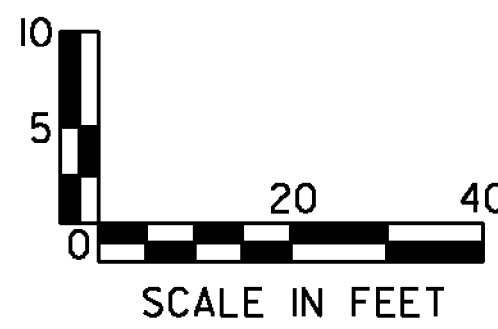
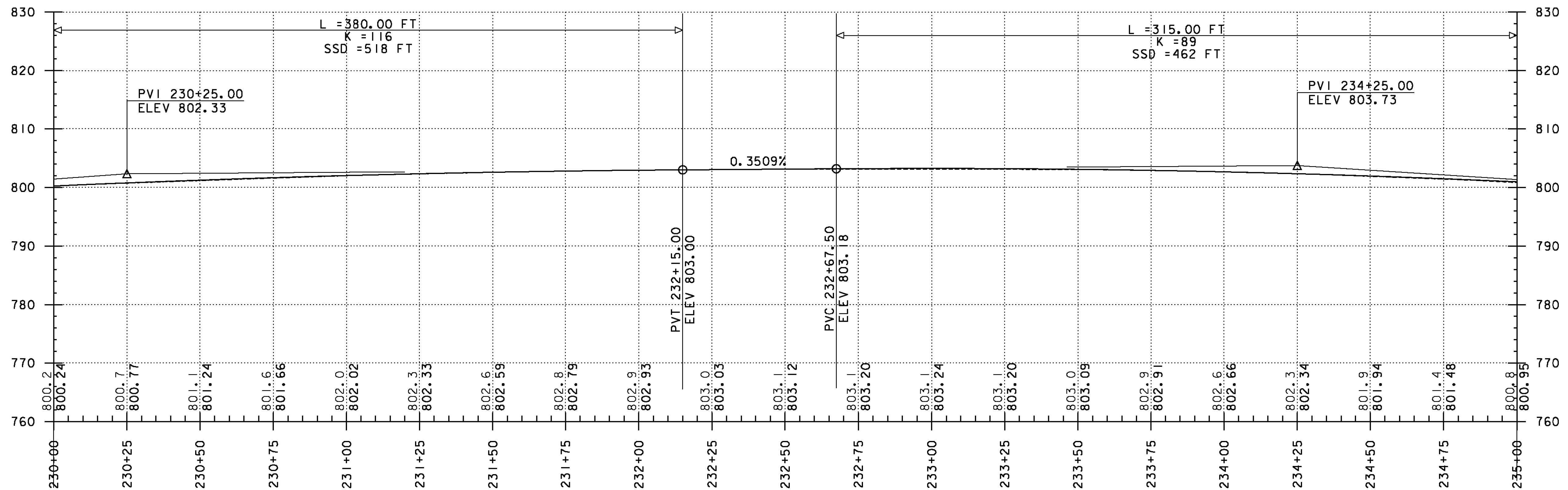
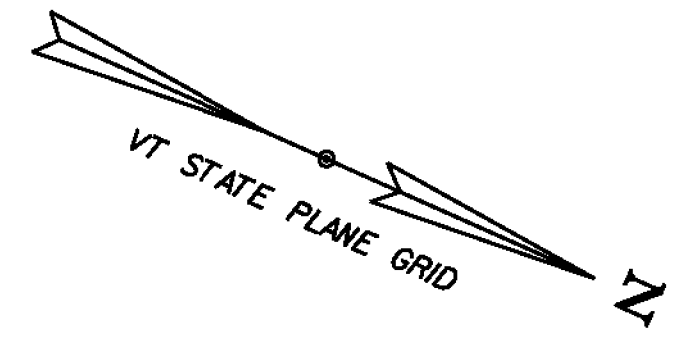
DURABLE 4 INCH YELLOW LINE, THERMOPLASTIC
 DURABLE 4 INCH YELLOW LINE, POLYUREA
 TEMPORARY 4 INCH YELLOW LINE, PAINT
 STA. 230+00 TO 235+00, SOLID LT & RT

BARRIER FENCE

STA. 230+00 TO 230+30, RT
 STA. 230+65 TO 231+30, RT

EROSION LOG

STA. 233+50 TO 235+00, LT
 REMOVING SIGNS
 AS SHOWN - 6



PROJECT NAME: RANDOLPH-ROXBURY
 PROJECT NUMBER: ER STP 0187(II)
 FILE NAME: z13cl82bdr.dgn
 PROJECT LEADER: M. FOISY
 DESIGNED BY: I. MAYNARD
 PLOT DATE: 11/17/2014
 DRAWN BY: G. BURGMEIER
 CHECKED BY: M. FOISY
PLAN & PROFILE SHEET 56
 SHEET 97 OF 545

