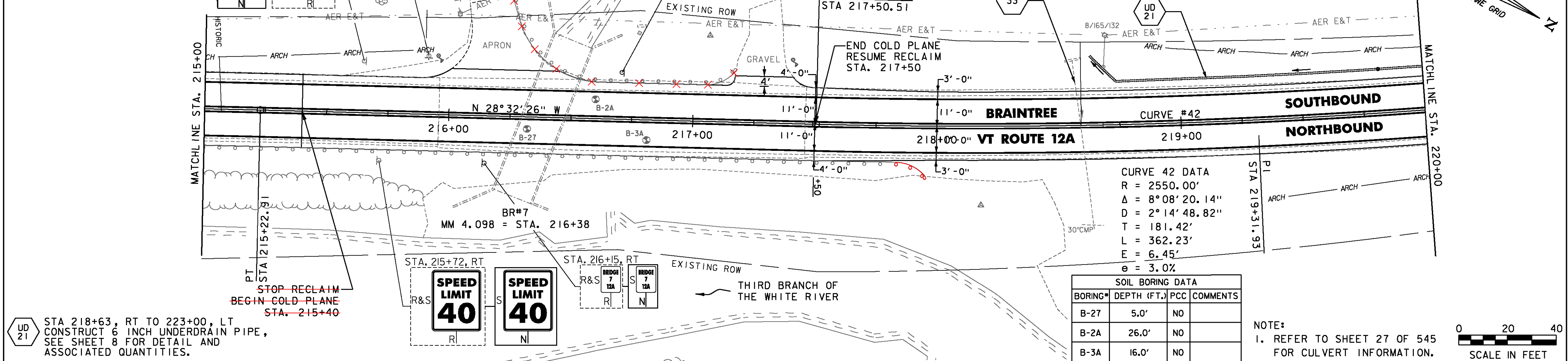


RELOCATE MAILBOX, SINGLE SUPPORT  
 STA. 215+95, LT  
 STA. 217+40, LT  
 ANCHOR FOR STEEL BEAM RAIL  
 STA. 217+91.7, RT  
 REMOVE AND RESET GUARDRAIL  
 STA. 215+00.0 TO 217+91.74, RT  
 STA. 216+21.37 TO 217+16.84, LT  
 STEEL BEAM GUARDRAIL  
 STA. 217+79.2 TO 219+91.2, RT

DURABLE 4 INCH WHITE LINE, THERMOPLASTIC  
 DURABLE 4 INCH WHITE LINE, POLYUREA  
 TEMPORARY 4 INCH WHITE LINE, PAINT  
 STA. 215+00 TO 220+00, SOLID LT & RT

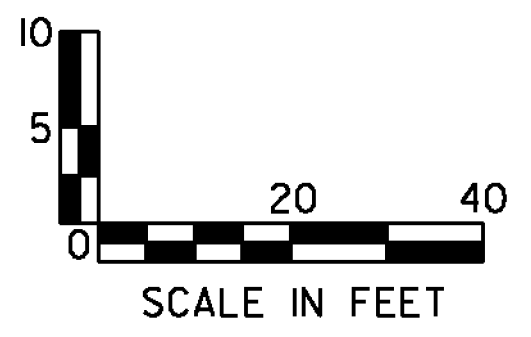
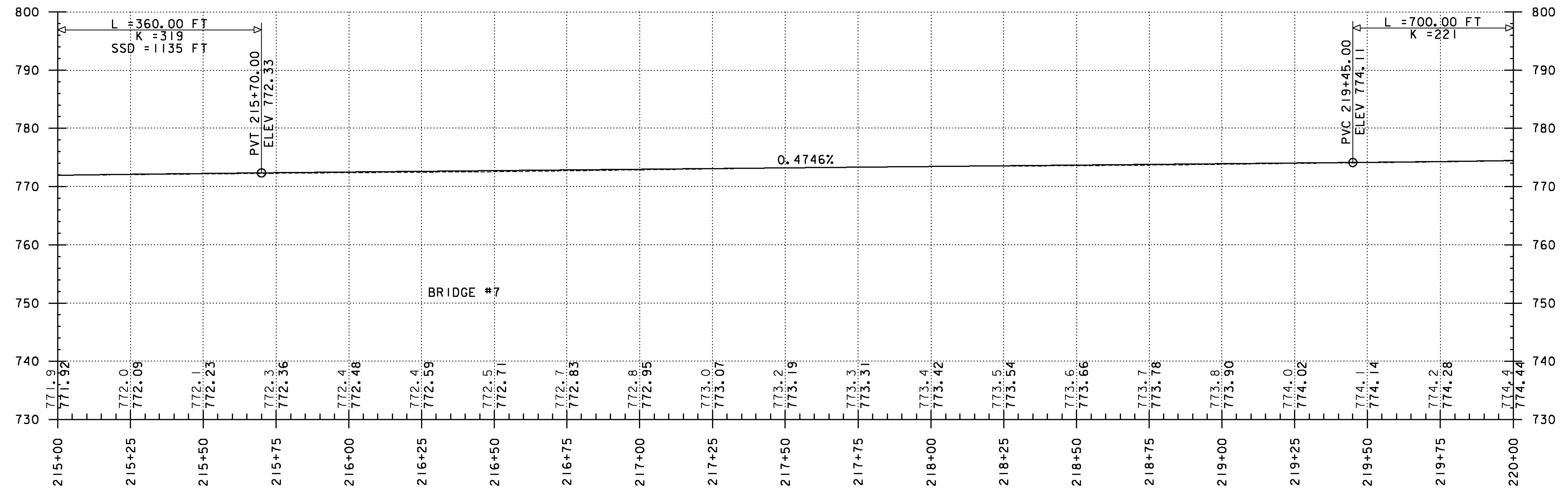
DURABLE 4 INCH YELLOW LINE, THERMOPLASTIC  
 DURABLE 4 INCH YELLOW LINE, POLYUREA  
 TEMPORARY 4 INCH YELLOW LINE, PAINT  
 STA. 215+00 TO 220+00, SOLID LT & RT  
 BARRIER FENCE  
 STA. 215+00 TO 215+90, LT  
 STA. 218+86 TO 220+00, LT  
 STA. 219+35 TO 220+00, RT  
 GEOTEXTILE FOR SILT FENCE  
 STA. 210+00 TO 218+00, RT

EROSION LOG  
 STA. 219+00 TO 220+00, LT  
 REMOVING SIGNS  
 AS SHOWN - 4  
 ERECTING SALVAGED SIGNS  
 AS SHOWN - 4



UD 21  
 STA 218+63, RT TO 223+00, LT  
 CONSTRUCT 6 INCH UNDERDRAIN PIPE,  
 SEE SHEET 8 FOR DETAIL AND  
 ASSOCIATED QUANTITIES.

NOTE:  
 1. REFER TO SHEET 27 OF 545  
 FOR CULVERT INFORMATION.



PROJECT NAME: RANDOLPH-ROXBURY  
 PROJECT NUMBER: ER STP 0187(II)  
 FILE NAME: z13cl82bdr.dgn  
 PROJECT LEADER: M. FOISY  
 DESIGNED BY: I. MAYNARD  
 PLAN & PROFILE SHEET 53  
 PLOT DATE: 11/17/2014  
 DRAWN BY: G. BURGMEIER  
 CHECKED BY: M. FOISY  
 SHEET 94 OF 545

