

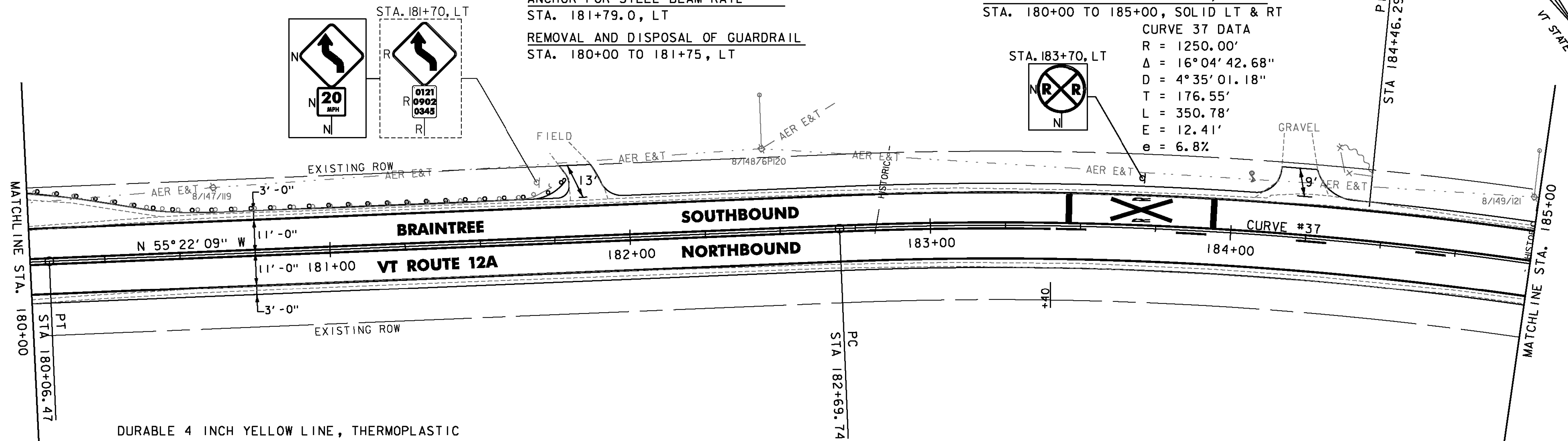
RELOCATE MAILBOX, SINGLE SUPPORT
STA. 184+06, LT

~~STEEL BEAM GUARDRAIL, GALVANIZED~~
~~STA. 181+54.0 TO 181+79.0, LT~~

STEEL BEAM GUARDRAIL, GALVANIZED W/ 8 FEET POSTS
STA. 180+00.0 TO 181+54.0, LT STA. 180+00.0 TO 181+79.0, LT
ANCHOR FOR STEEL BEAM RAIL
STA. 181+79.0, LT
REMOVAL AND DISPOSAL OF GUARDRAIL
STA. 180+00 TO 181+75, LT

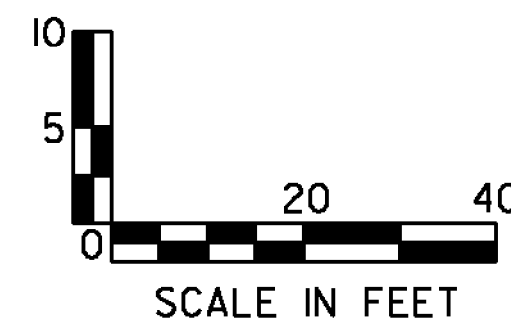
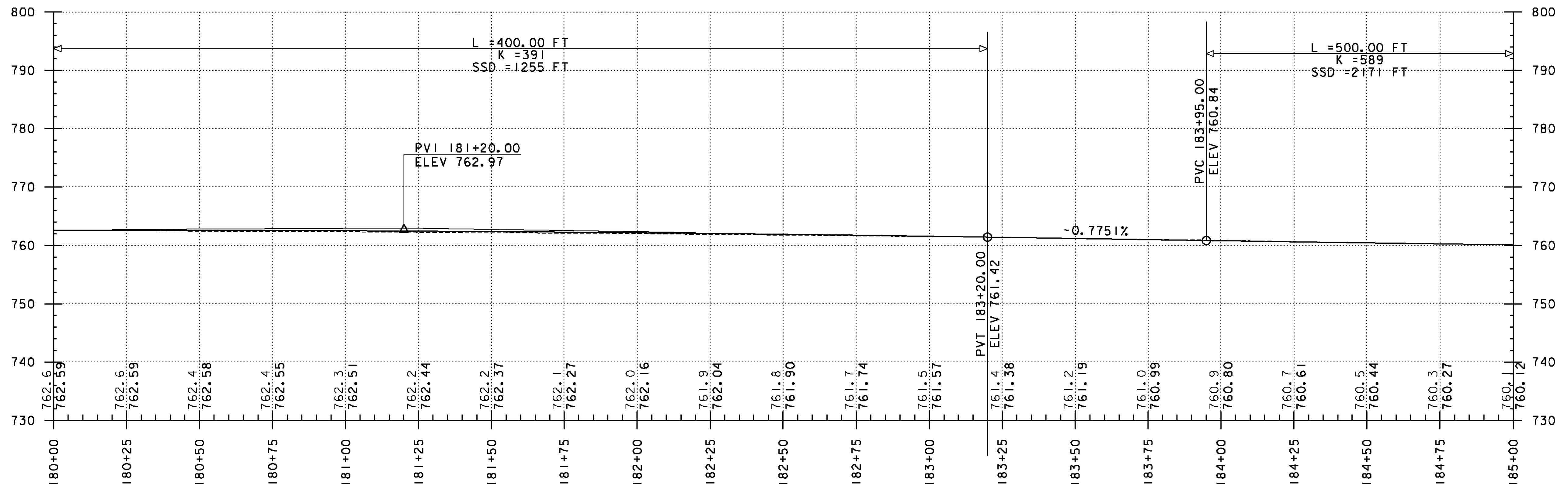
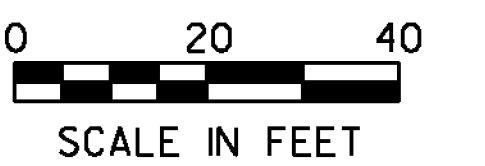
DURABLE 4 INCH WHITE LINE, THERMOPLASTIC
DURABLE 4 INCH WHITE LINE, POLYUREA
TEMPORARY 4 INCH WHITE LINE, PAINT
STA. 180+00 TO 185+00, SOLID LT & RT

CURVE 37 DATA
R = 1250.00'
 $\Delta = 16^{\circ}04'42.68''$
D = $4^{\circ}35'01.18''$
T = 176.55'
L = 350.78'
E = 12.41'
e = 6.8%



DURABLE 4 INCH YELLOW LINE, THERMOPLASTIC
DURABLE 4 INCH YELLOW LINE, POLYUREA
TEMPORARY 4 INCH YELLOW LINE, PAINT
STA. 180+00 TO 183+40, SOLID LT & RT
STA. 183+40 TO 185+00, SOLID LT, DASHED RT
DURABLE RAILROAD CROSSING SYMBOL, THERMOPLASTIC
DURABLE RAILROAD CROSSING SYMBOL, POLYUREA
TEMPORARY RAILROAD CROSSING SYMBOL, PAINT
STA. 183+70, LT

BARRIER FENCE
STA. 184+84 TO 185+00, LT
REMOVING SIGNS
AS SHOWN - 2



PROJECT NAME: RANDOLPH-ROXBURY
PROJECT NUMBER: ER STP 0187(II)

FILE NAME: z13cl82bdr.dgn
PROJECT LEADER: M. FOISY
DESIGNED BY: I. MAYNARD
PLAN & PROFILE SHEET 46

PLOT DATE: 11/17/2014
DRAWN BY: G. BURGMEIER
CHECKED BY: M. FOISY
SHEET 87 OF 545

