

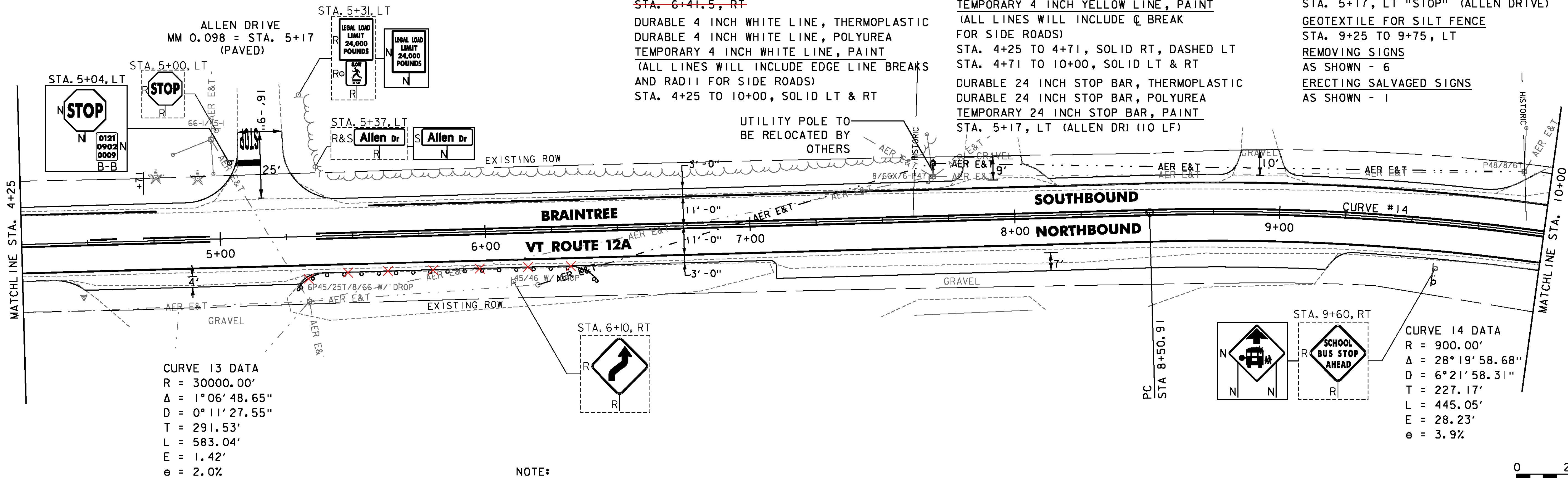
RELOCATE MAILBOX, SINGLE SUPPORT  
STA. 7+69, LT

STEEL BEAM GUARDRAIL, GALVANIZED  
STA. 5+29.0 TO 6+41.5, RT

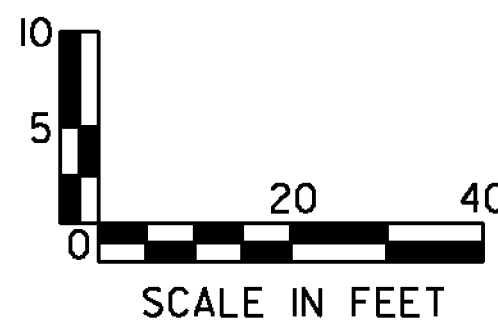
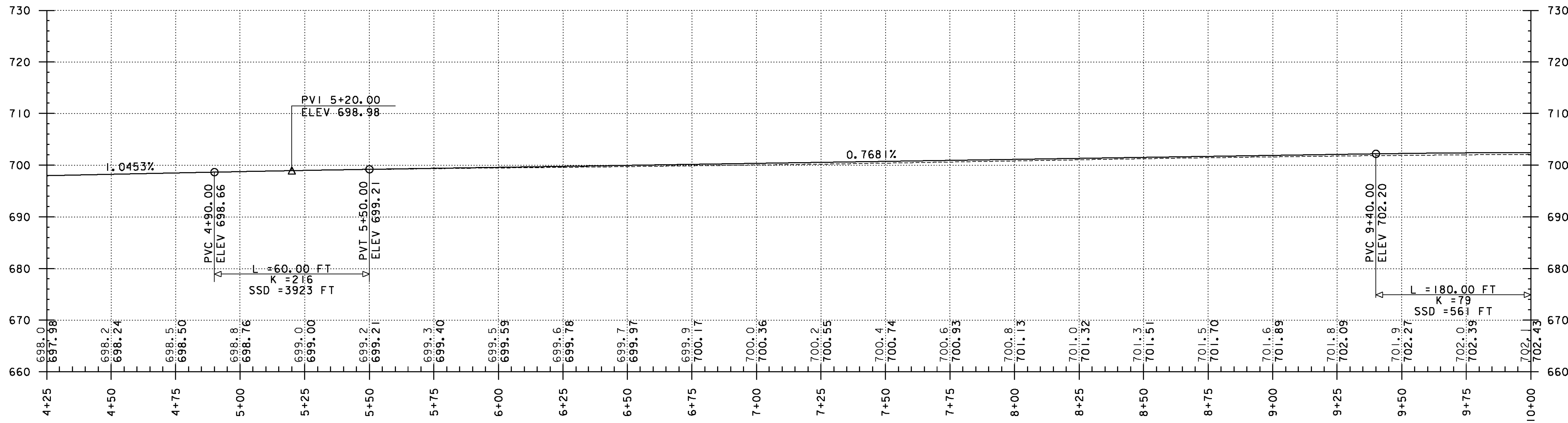
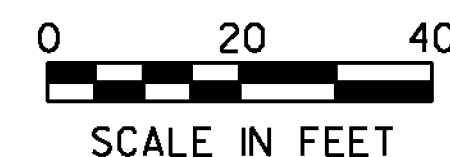
ANCHOR FOR STEEL BEAM RAIL  
STA. 5+29.0, RT  
STA. 6+41.5, RT

DURABLE 4 INCH YELLOW LINE, THERMOPLASTIC  
DURABLE 4 INCH YELLOW LINE, POLYUREA  
TEMPORARY 4 INCH YELLOW LINE, PAINT  
(ALL LINES WILL INCLUDE  $\varnothing$  BREAK FOR SIDE ROADS)  
STA. 4+25 TO 4+71, SOLID RT, DASHED LT  
STA. 4+71 TO 10+00, SOLID LT & RT  
DURABLE 24 INCH STOP BAR, THERMOPLASTIC  
DURABLE 24 INCH STOP BAR, POLYUREA  
TEMPORARY 24 INCH STOP BAR, PAINT  
STA. 5+17, LT (ALLEN DR) (10 LF)

DURABLE LETTER OR SYMBOL, THERMOPLASTIC  
DURABLE LETTER OR SYMBOL, POLYUREA  
STA. 5+17, LT "STOP" (ALLEN DRIVE)  
GEOTEXTILE FOR SILT FENCE  
STA. 9+25 TO 9+75, LT  
REMOVING SIGNS  
AS SHOWN - 6  
ERECTING SALVAGED SIGNS  
AS SHOWN - 1



NOTE:  
1. R $\varnothing$  RETURN THIS SIGN TO THE TOWN OF BRAINTREE.



PROJECT NAME: RANDOLPH-ROXBURY  
PROJECT NUMBER: ER STP 0187(III)  
FILE NAME: z13cl82bdr.dgn  
PROJECT LEADER: M. FOISY  
DESIGNED BY: I. MAYNARD  
PLOT DATE: 11/17/2014  
DRAWN BY: G. BURGMEIER  
CHECKED BY: M. FOISY  
PLAN & PROFILE SHEET 11  
SHEET 52 OF 545

