

RELOCATE MAILBOX, SINGLE SUPPORT
 STA. 60+66, RT
 STA. 61+76, LT
 STA. 61+78, LT
 STA. 61+81, LT
 STA. 61+82, LT
 STA. 61+85, LT
 STA. 64+36, RT

DURABLE 4 INCH WHITE LINE, THERMOPLASTIC
 DURABLE 4 INCH WHITE LINE, POLYUREA
 TEMPORARY 4 INCH WHITE LINE, PAINT
 STA. 60+00 TO 65+50, SOLID LT & RT

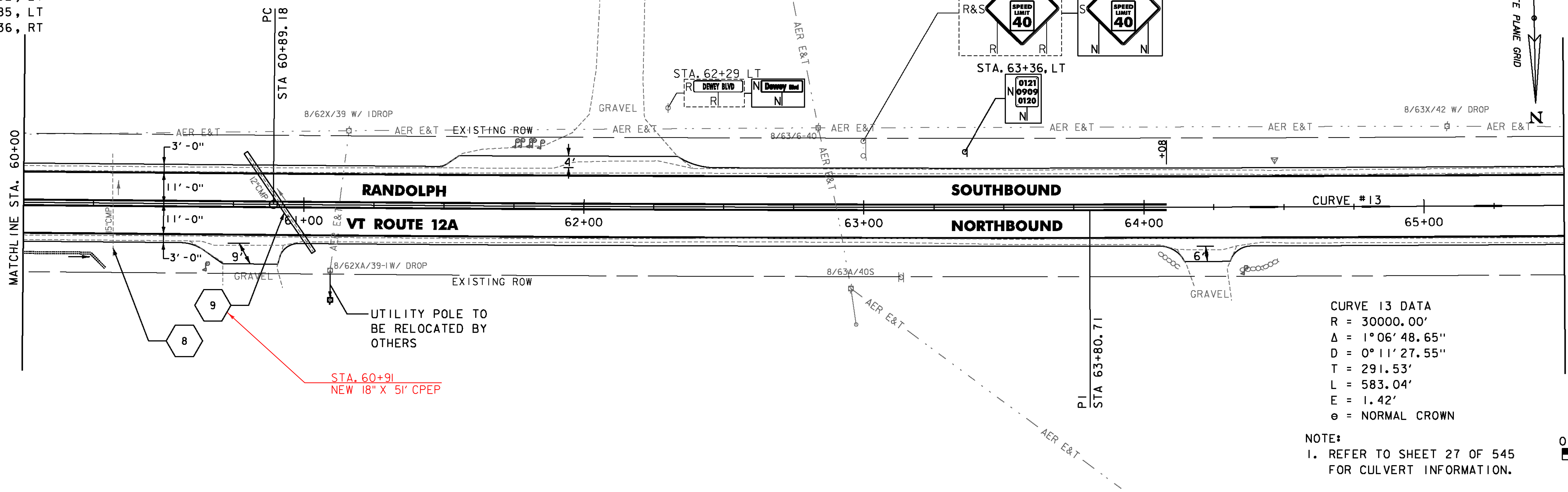
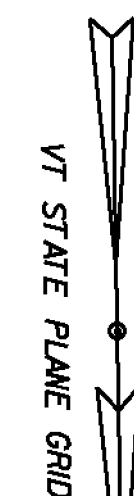
DURABLE 4 INCH YELLOW LINE, THERMOPLASTIC
 DURABLE 4 INCH YELLOW LINE, POLYUREA
 TEMPORARY 4 INCH YELLOW LINE, PAINT
 STA. 60+00 TO 64+08, SOLID LT & RT
 STA. 64+08 TO 65+50, DASHED C

GEOTEXTILE FOR SILT FENCE
 STA. 60+25 TO 60+75, LT
 STA. 63+50 TO 64+00, RT

EROSION LOG
 STA. 60+00 TO 60+50, RT

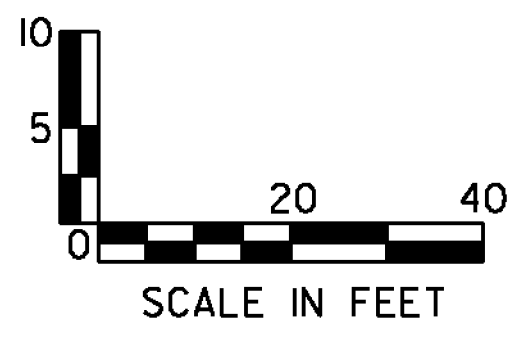
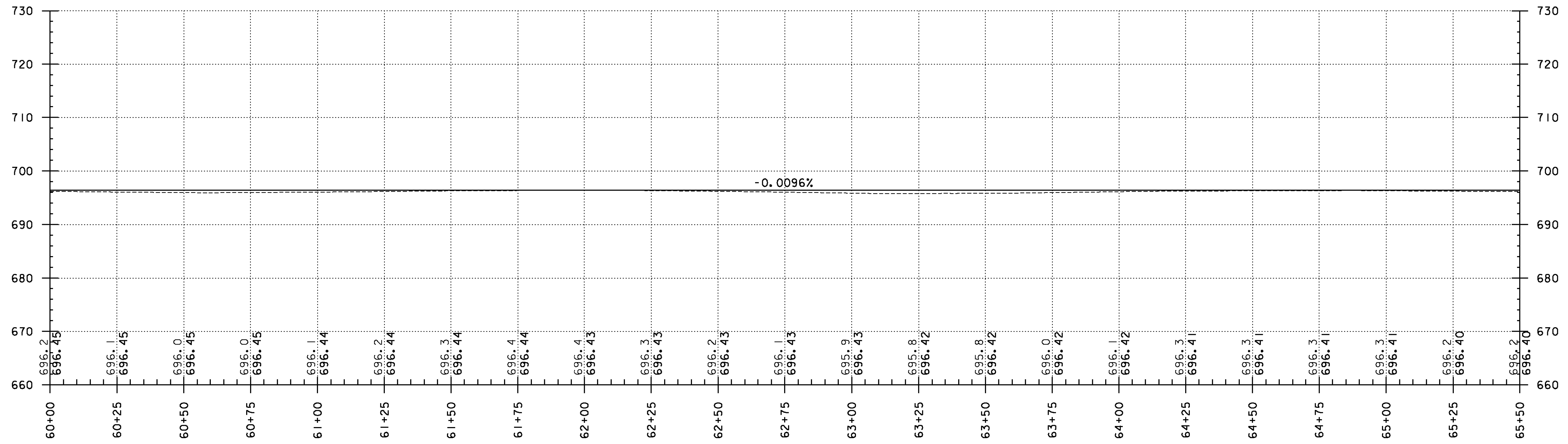
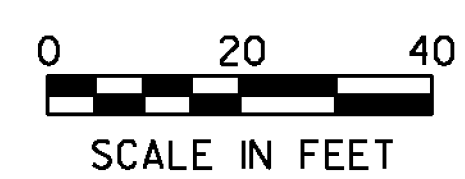
REMOVING SIGNS
 AS SHOWN - 2

ERECTING SALVAGED SIGNS
 AS SHOWN - 1



CURVE 13 DATA
 R = 30000.00'
 Δ = 1°06'48.65"
 D = 0°11'27.55"
 T = 291.53'
 L = 583.04'
 E = 1.42'
 e = NORMAL CROWN

NOTE:
 1. REFER TO SHEET 27 OF 545
 FOR CULVERT INFORMATION.



PROJECT NAME: RANDOLPH-ROXBURY
 PROJECT NUMBER: ER STP 0187(II)
 FILE NAME: z13cl82bdr.dgn
 PROJECT LEADER: M. FOISY
 DESIGNED BY: I. MAYNARD
 PLOT DATE: 11/17/2014
 DRAWN BY: G. BURGMEIER
 CHECKED BY: M. FOISY
PLAN & PROFILE SHEET 9
 SHEET 50 OF 545

