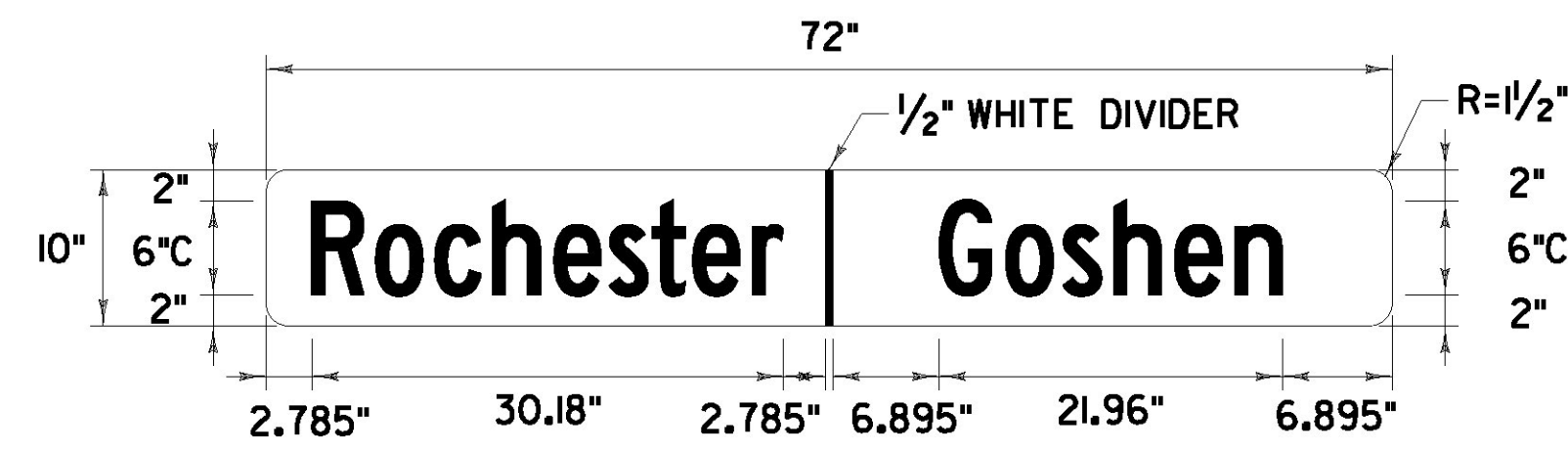
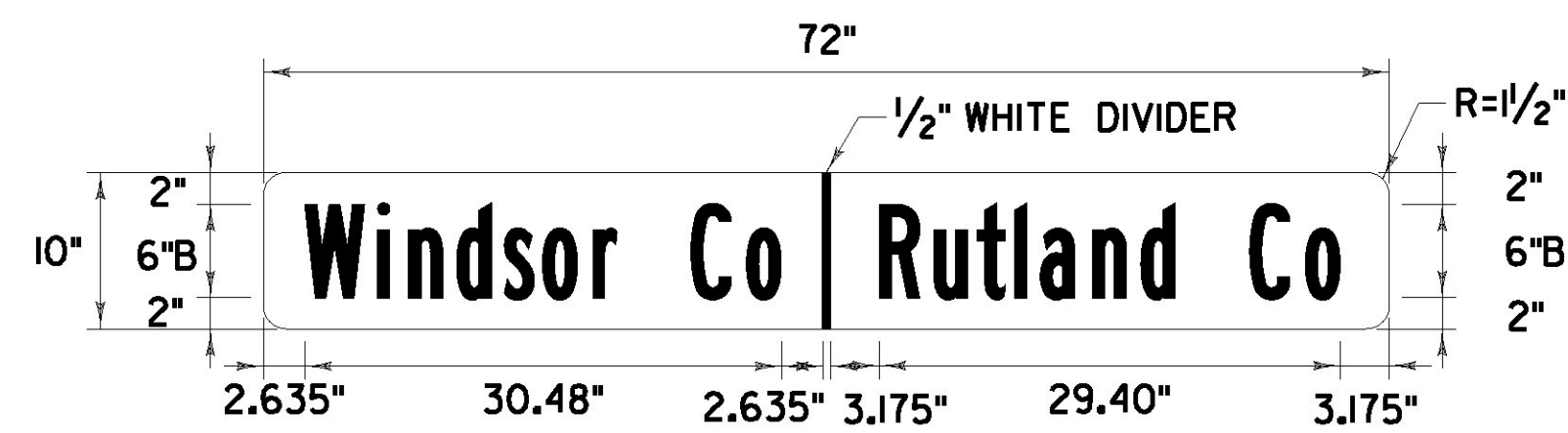


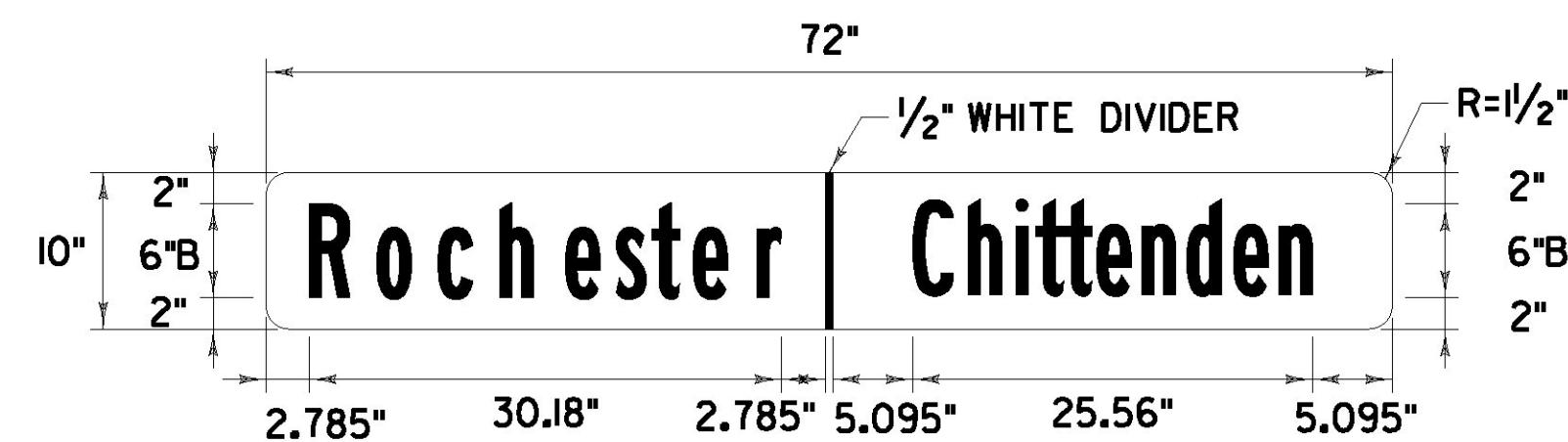
LOCATION: VT. ROUTE 73
ROCHESTER:
STA R 0+00.0 RT



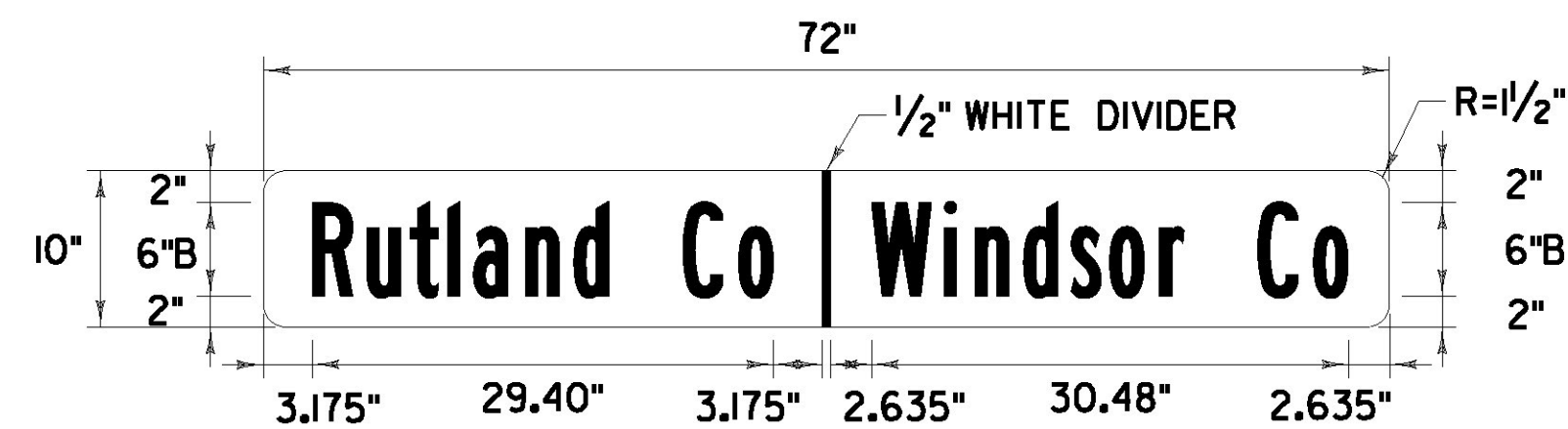
LOCATION: VT. ROUTE 73
ROCHESTER:
STA R 0+00.0 RT



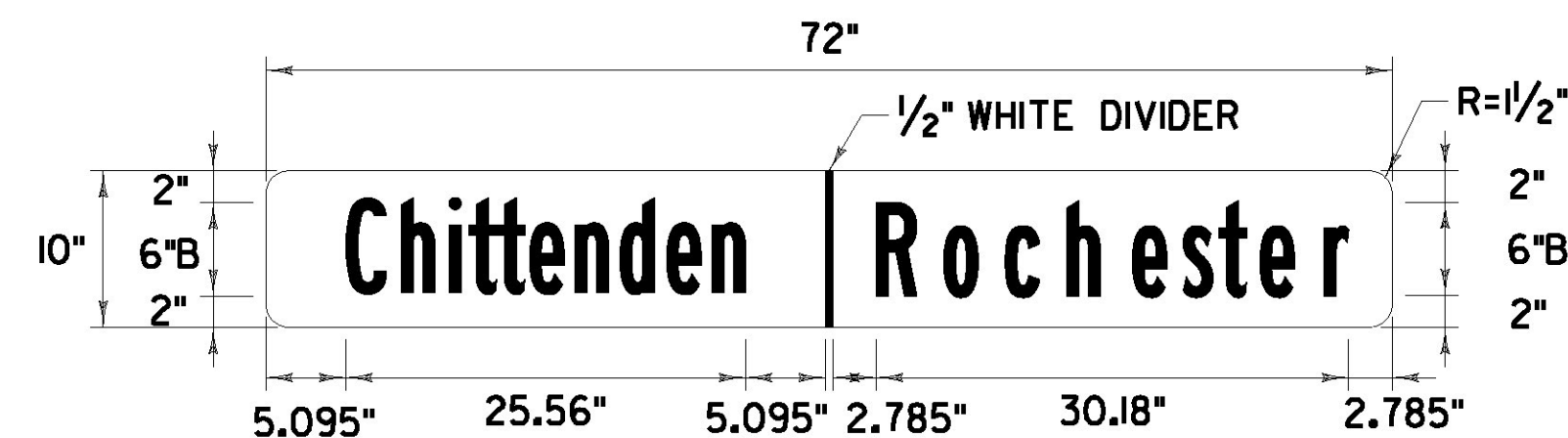
LOCATION: VT. ROUTE 73
ROCHESTER:
STA C 0+00.00 LT



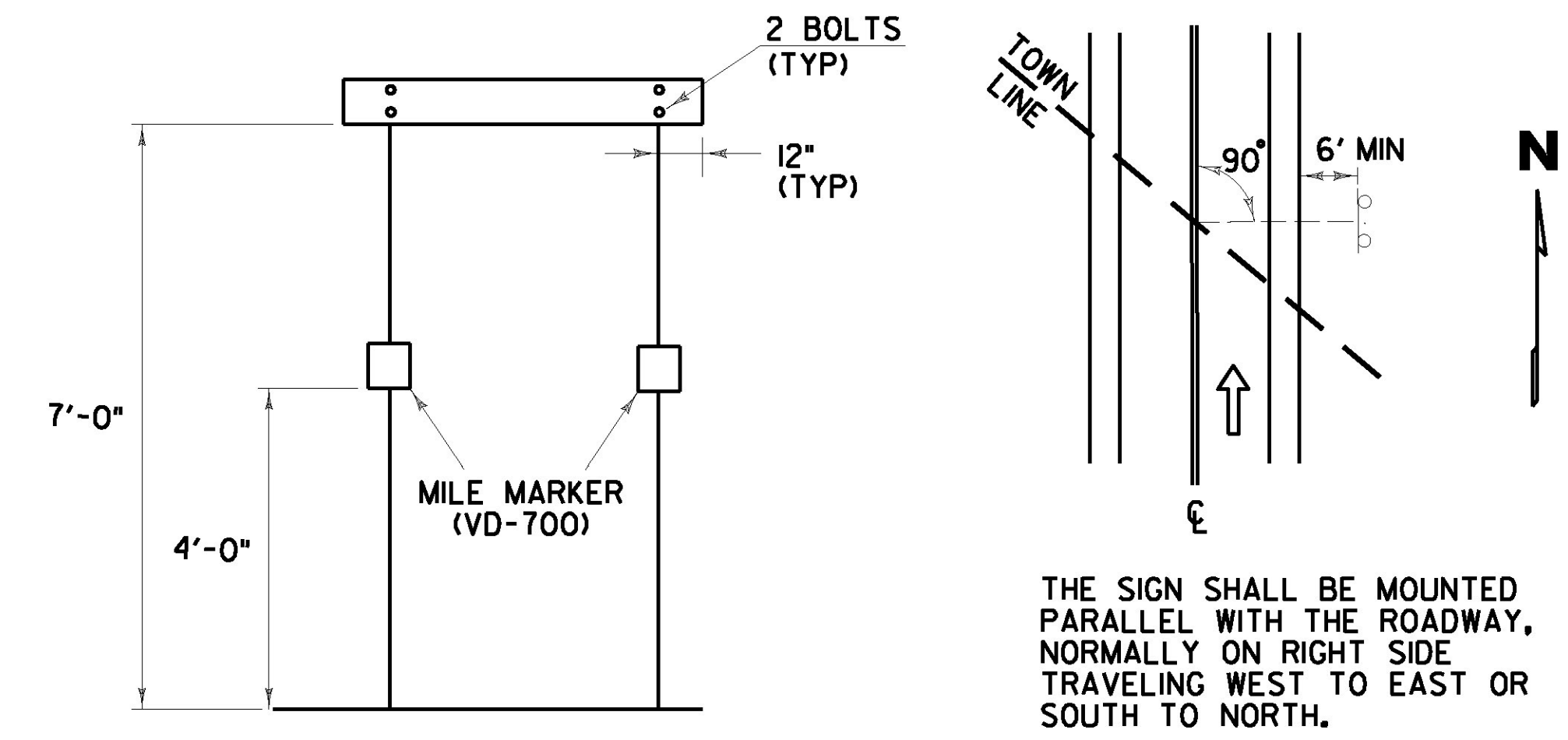
LOCATION: VT. ROUTE 73
ROCHESTER:
STA C 0+00.00 LT



LOCATION: VT. ROUTE 73
CHITTENDEN:
STA R 252+17.28, LT



LOCATION: VT. ROUTE 73
CHITTENDEN:
STA R 252+17.28, LT



THE SIGN SHALL BE MOUNTED PARALLEL WITH THE ROADWAY, NORMALLY ON RIGHT SIDE TRAVELING WEST TO EAST OR SOUTH TO NORTH.

NOTES:

1. SIGNS SHALL BE 72 INCHES BY 10 INCHES WITH CORNERS ROUNDED TO 1/2 INCHES.
2. SIGNS SHALL BE WHITE RETROREFLECTIVE LEGEND ON A GREEN RETROREFLECTIVE BACKGROUND. BOTH SHALL HAVE RETROREFLECTIVE SHEETING EQUAL TO OR EXCEEDING "AMERICAN ASSOCIATION OF STATE HIGHWAY AND TRANSPORTATION OFFICIALS" (AASHTO) M 268 ["AMERICAN SOCIETY FOR TESTING AND MATERIALS" (ASTM) D 4956] TYPE IV.
3. DIVIDER SHALL BE CENTERED HORIZONTALLY WITH TOWN AND COUNTY LEGEND CENTERED HORIZONTALLY AND VERTICALLY ON THEIR RESPECTIVE HALF OF THE SIGN.
4. WORD TO WORD SPACING FOR MULTIPLE TEXT TOWN NAMES IS ADJUSTABLE TO ACCOMMODATE VARIOUS MANUFACTURER'S LETTER WIDTHS.
5. TOWN AND COUNTY NAMES SHALL BE LOWER-CASE WITH THE FIRST LETTERS UPPER-CASE.
6. SIGNS SHALL HAVE CONSISTENT SIZE AND SERIES TEXT FOR BOTH NAMES ON A SINGLE SIGN. WHEN DIFFERENT SIZES AND SERIES ARE SHOWN ON THIS SHEET THE APPLICABLE TOWN OR COUNTY NAME SHALL BE DOWNSIZED TO MATCH THE GOVERNING NAME.
7. WHEN CROSSING COUNTY BOUNDARIES A COUNTY LINE SIGN SHALL BE MOUNTED BELOW THE TOWN LINE SIGN.
8. TWO POSTS SHALL BE USED, SPACED APPROXIMATELY 15" FROM EACH END OF SIGN TO CENTER OF POST. TWO BOLTS SHALL BE UTILIZED TO ATTACH THE SIGN TO EACH POST.
9. THE TOWN/COUNTY LINE SIGNS SHALL BE INSTALLED A MINIMUM OF SEVEN FEET ABOVE THE EDGE OF TRAVELED WAY.
10. THE CORRESPONDING MILE MARKERS FOR EACH TOWN SHALL BE PLACED ON EACH RESPECTIVE POST OF THE TOWN/COUNTY LINE SIGNS.
11. ALL DIMENSIONS SHOWN IN INCHES, UNLESS OTHERWISE NOTED.

NOT TO SCALE



PROJECT NAME: ROCHESTER	
PROJECT NUMBER: ER STP 0162(21)	
FILE NAME: z13cl76sds02.dgn	PLOT DATE: 1/11/2017
PROJECT LEADER: D. GOZALKOWSKI	DRAWN BY: J. HEALD
DESIGNED BY: J. OLSEN	CHECKED BY: J. SHIELDS
TRAFFIC SIGN DETAIL SHEET #2	SHEET 124 OF 360