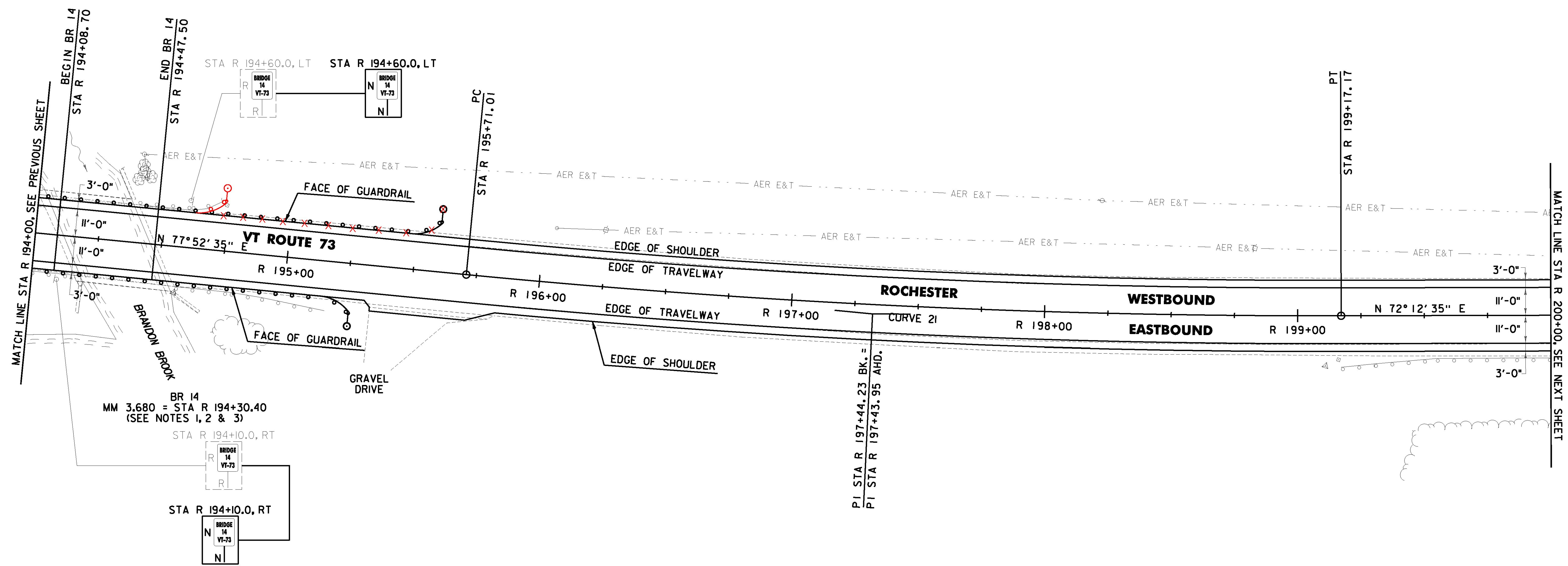



DURABLE 4 INCH WHITE LINE (OPTION ITEM) AND TEMPORARY 4 INCH WHITE LINE, PAINT (ALL LINES WILL INCLUDE EDGE LINE BREAKS AND RADIUS FOR TOWN HIGHWAYS)
 ROCHESTER:
 STA R 194+00.00 - STA R 200+00.00 LT & RT

DURABLE 4 INCH YELLOW LINE (OPTION ITEM) AND TEMPORARY 4 INCH YELLOW LINE, PAINT (ALL LINES WILL INCLUDE C/L BREAKS FOR TOWN HIGHWAYS) S = SOLID, D = DASHED
 ROCHESTER:
 STA R 194+00.00 - STA R 200+00.00 LT & RT
 S - S

REMOVING SIGNS AS SHOWN - 2



PROJECT DEMARCATION FENCE
 ROCHESTER:
~~STA R 194+00.0 - STA R 200+00.0 LT~~
~~STA R 194+00.0 - STA R 195+34.0 RT~~
~~STA R 195+72.0 - STA R 200+00.0 RT~~

STEEL BEAM GUARDRAIL, GALVANIZED
 ROCHESTER:
 STA R 194+70.5 - STA R 195+60.0 LT
 STA R 194+87.0 - STA R 195+26.5 RT

ANCHOR FOR STEEL BEAM RAIL
 ROCHESTER:
 STA R 195+18.0 RT
 STA R 195+51.5 LT

HD STEEL BEAM GUARDRAIL, GALVANIZED
 ROCHESTER:
 STA R 194+00.0 - STA R 193+95.5 LT
 STA R 194+00.0 - STA R 194+12.0 RT
 STA R 194+45.5 - STA R 194+70.5 LT
 STA R 194+62.0 - STA R 194+87.0 RT

REMOVAL AND DISPOSAL OF GUARDRAIL
 ROCHESTER:
 STA R 194+00.0 - STA R 194+01.0 LT
 STA R 194+00.0 - STA R 194+17.0 RT
 STA R 194+39.0 - STA R 194+73.0 LT
 STA R 194+57.0 - STA R 195+16.0 RT
 STA R 199+17.0 - STA R 200+00.0 RT

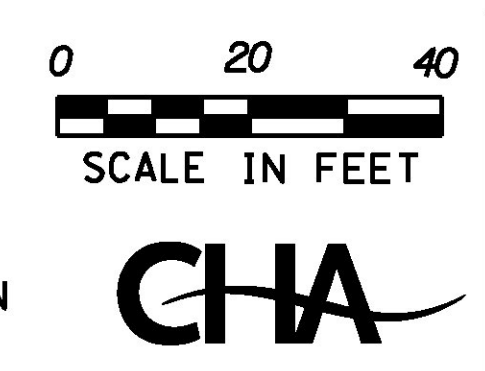
DELINEATOR WITH STEEL POST
 ROCHESTER:
 STA R 195+26.5 RT
 STA R 195+60.0 LT

REMOVAL OF EXISTING BRIDGE RAIL
 ROCHESTER:
 STA R 194+01.0 - STA R 194+39.0 LT
 STA R 194+17.0 - STA R 194+57.0 RT

BRIDGE RAILING REPAIR, TYPE 1
 ROCHESTER:
 STA R 193+95.5 - STA R 194+45.5 LT
 STA R 194+12.0 - STA R 194+62.0 RT

CURVE 21
 Δ = 5° 40' 00" LT
 D = 1° 38' 13"
 R = 3500.00'
 T = 173.22'
 L = 346.16'
 E = 4.28'
 e = 0.034 FT/FT

SIGN LEGEND
 R = REMOVE
 S = SALVAGE
 N = NEW
 RET = RETAIN
 B-B = BACK TO BACK
 EXISTING = -----
 NEW = _____
 R = RETURN TO TOWN
 O = OF ROCHESTER



- NOTES:**
- SEE SHEETS 358 & 359 FOR BR 14 DETAILS.
 - SEE SHEET 19 FOR RECLAIM BRIDGE TRANSITION AREA DETAIL.
 - SEE STRUCTURES DETAIL SHEET SD-516.10 FOR DETAILS FOR ITEM 516.10 BRIDGE EXPANSION JOINT, ASPHALTIC PLUG, TO BE INSTALLED AT STA R 194+08.70 AND STA R 194+47.50.

PROJECT NAME: ROCHESTER	PLOT DATE: 1/11/2017
PROJECT NUMBER: ER STP 0162(21)	DRAWN BY: J. HEALD
FILE NAME: z13cl76bdr.dgn	CHECKED BY: J. SHIELDS
DESIGNED BY: J. OLSEN	PROJECT LAYOUT SHEET *34
	SHEET 66 OF 360