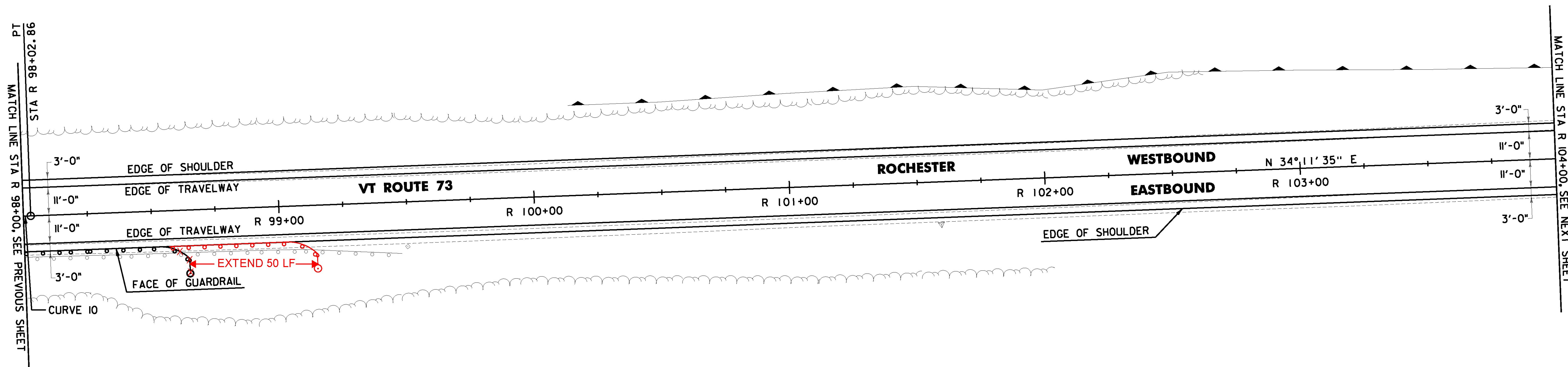
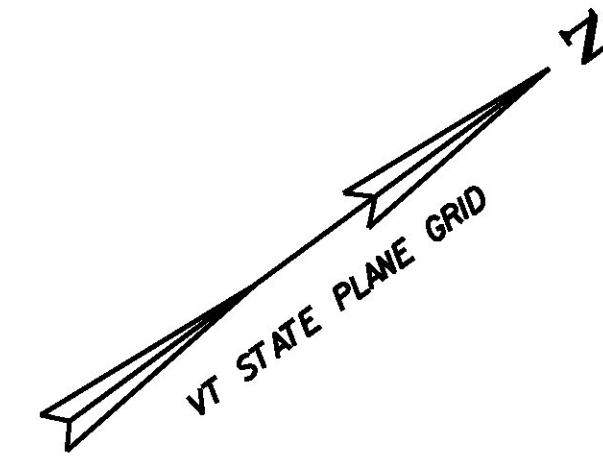


DURABLE 4 INCH WHITE LINE (OPTION ITEM)  
AND TEMPORARY 4 INCH WHITE LINE, PAINT  
(ALL LINES WILL INCLUDE EDGE LINE BREAKS AND  
RADIUS FOR TOWN HIGHWAYS)  
ROCHESTER:  
STA R 98+00.00 - STA R 104+00.00 LT & RT

DURABLE 4 INCH YELLOW LINE (OPTION ITEM) AND  
TEMPORARY 4 INCH YELLOW LINE, PAINT  
(ALL LINES WILL INCLUDE C/L BREAKS FOR TOWN  
HIGHWAYS) S = SOLID, D = DASHED  
ROCHESTER:  
STA R 98+00.00 - STA R 102+17.00 LT S D  
STA R 102+17.00 - STA R 104+00.00 - D -



PROJECT DEMARCATION FENCE  
ROCHESTER:  
~~STA R 98+00.0 - STA R 104+00.0 LT & RT~~

BARRIER FENCE  
ROCHESTER:  
~~STA R 99+14.0 - STA R 104+00.0 LT~~

ANCHOR FOR STEEL BEAM RAIL  
ROCHESTER:  
STA R 98+58.5 RT

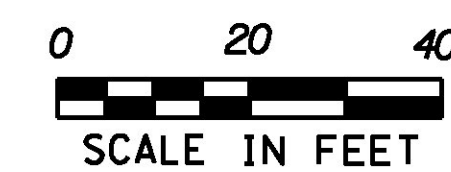
STEEL BEAM GUARDRAIL, GALVANIZED  
ROCHESTER:  
STA R 98+00.0 - STA R 98+67.0 RT

REMOVAL AND DISPOSAL OF GUARDRAIL  
ROCHESTER:  
STA R 98+00.0 - STA R 99+48.0 RT

DELINEATOR WITH STEEL POST  
ROCHESTER:  
STA R 98+67.0 RT

CURVE 10  
 $\Delta = 9^\circ 14' 46''$  LT  
 $D = 1^\circ 54' 35''$   
 $R = 3000.00'$   
 $T = 242.59'$   
 $L = 484.12'$   
 $E = 9.79'$   
 $e = 0.038$  FT/FT

SIGN LEGEND  
 R = REMOVE  
 S = SALVAGE  
 N = NEW  
 RET = RETAIN  
 B-B = BACK TO BACK  
 EXISTING = \_\_\_\_\_  
 NEW = \_\_\_\_\_  
 R = RETURN TO TOWN  
 Ⓞ OF ROCHESTER



PROJECT NAME: ROCHESTER  
PROJECT NUMBER: ER STP 0162(21)

FILE NAME: z13cl76bdr.dgn  
PROJECT LEADER: D. GOZALKOWSKI  
DESIGNED BY: J. OLSEN  
PROJECT LAYOUT SHEET #18

PLOT DATE: 1/11/2017  
DRAWN BY: J. HEALD  
CHECKED BY: J. SHIELDS  
SHEET 50 OF 360