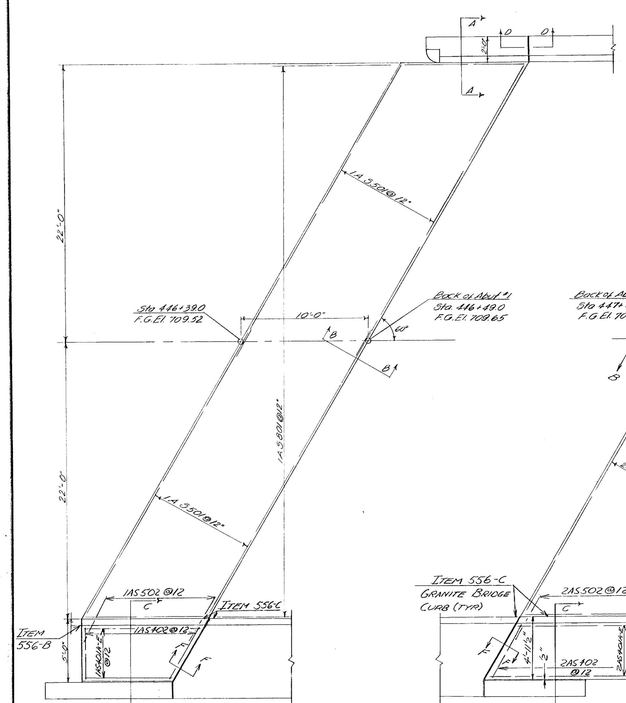

APPROACH SLAB #1 - PLAN
Scale 1/4" = 1'-0"

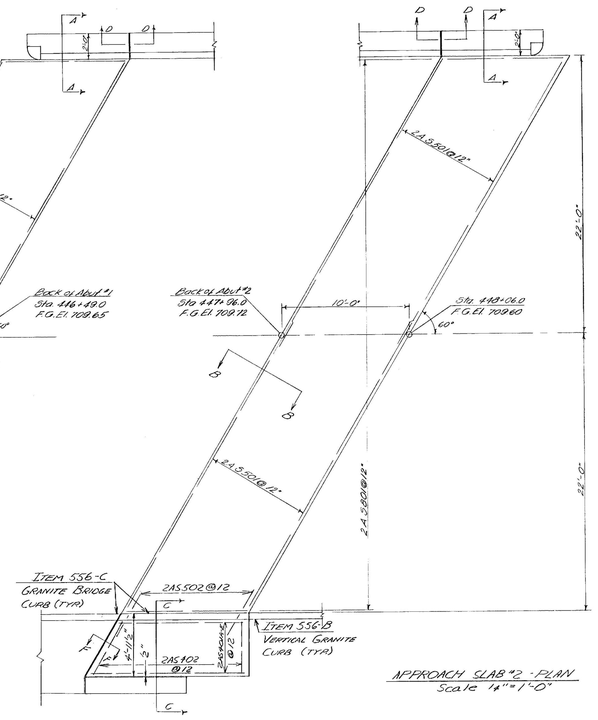

APPROACH SLAB #2 - PLAN
Scale 1/4" = 1'-0"

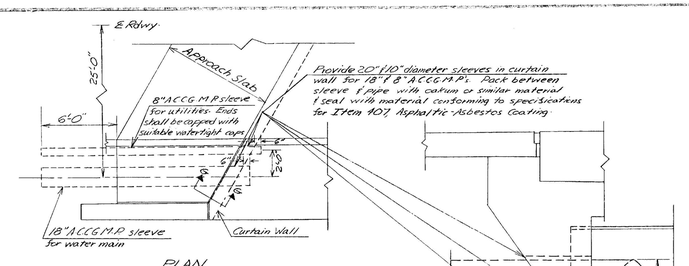

PLAN
(typical each end)
Scale 1/4" = 1'-0"

NOTE: THE COST OF FURNISHING & INSTALLING 8" & 18" PIPE SLEEVES & ALL OTHER NECESSARY ITEMS AS DETAILED ABOVE SHALL BE INCLUDED IN THE UNIT PRICE BID FOR ITEM 401-B, CONCRETE CLASS B, MODIFIED.

SLEEVE DETAILS

SECTION G-G
Scale 1" = 1'-0"

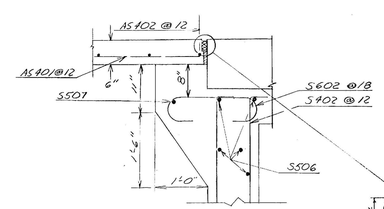

SECTION F-F
Scale 1" = 1'-0"

NOTES

1. See BR 100 for General Notes

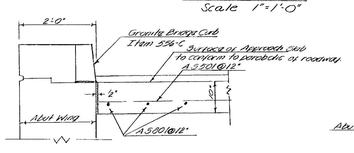

SECTION A-A
Scale 3/4" = 1'-0"

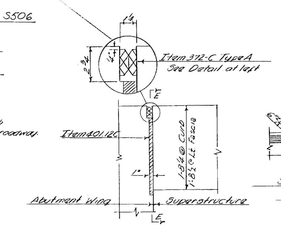

SECTION D-D
Scale 1" = 1'-0"

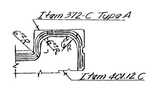

SECTION E-E
N.T.S.

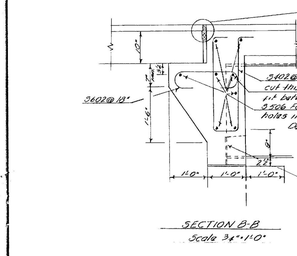

SECTION B-B
Scale 3/4" = 1'-0"

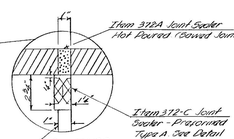

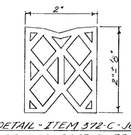

DETAIL - ITEM 372-C - JOINT SEALER PREFORMED TYPE A
Not to Scale
Material to be Painted Neoprene. Other configurations that satisfy specifications may be used.

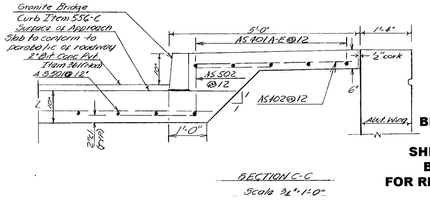

SECTION C-C
Scale 3/4" = 1'-0"

LYNDON
BF MEMB(39)

SHEET 21 OF 28
BRIDGE 144
FOR REFERENCE ONLY

STATE OF VERMONT
DEPARTMENT OF HIGHWAYS

PROJECT LYNDON
TOWN OF LYNDON
ROUTE No. U.S. #5 LOG STA. 1+49.97
U.S. ROUTE #5 OVER PASSUMPSIC RIVER
APPROACH SLABS - PLAN AND DETAIL
SCALE AS NOTED
SECTION SUPERVISOR R. HAUPT
DRAWN BY M. JERAWSKI CHECKED BY E. COSTELLO 3-60
PROJECT No. BF-011-5-6608
SHEET 21 OF 50 BR 109