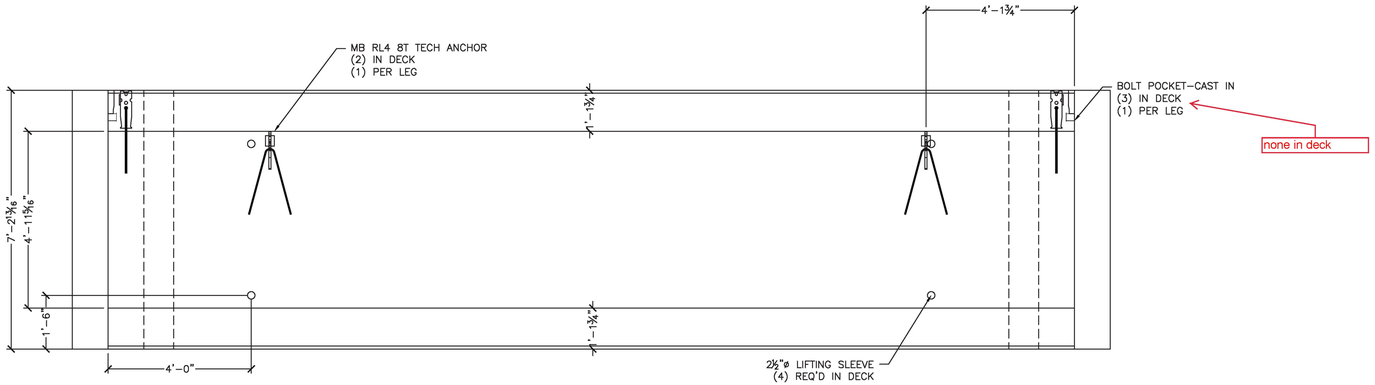

1 S4.0 RFB2 PLAN VIEW
½" = 1'-0"

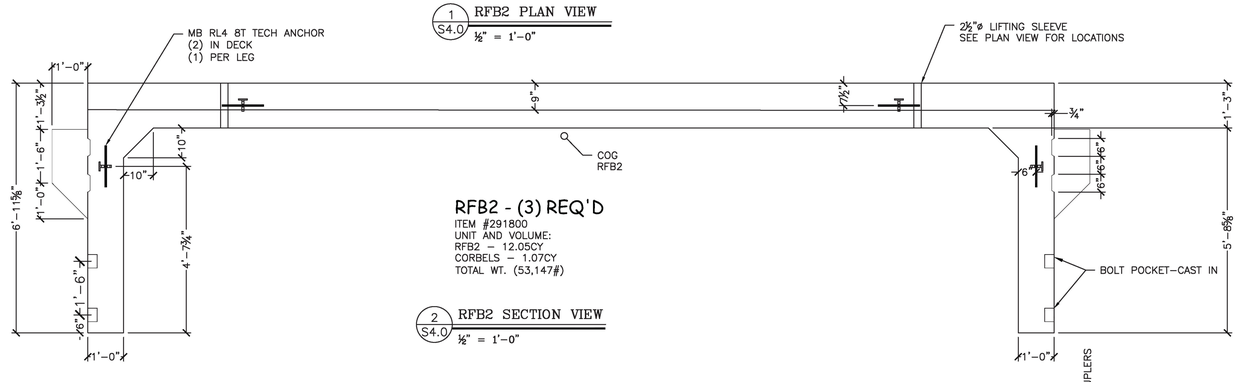

RFB2 - (3) REQ'D
ITEM #291800
UNIT AND VOLUME:
RFB2 – 12.05CY
CORBELS – 1.07CY
TOTAL WT. (53,147#)

2 S4.0 RFB2 SECTION VIEW
½" = 1'-0"

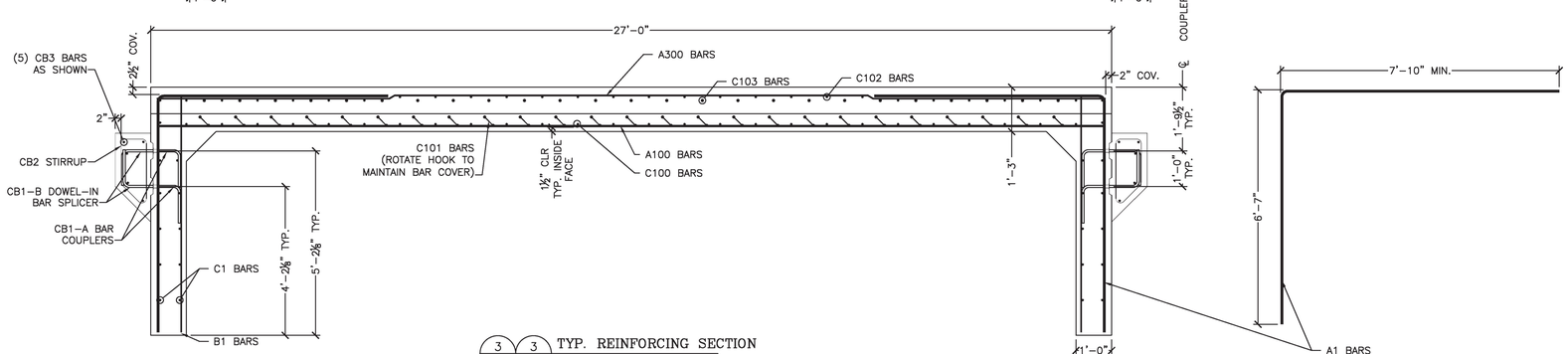

3 S4.0 3 S5.0 TYP. REINFORCING SECTION
½" = 1'-0"

Verify quantity

RFB2 REINFORCING (EPOXY COATED)						
LOCATION	MARK	QTY	SIZE	SPACING	TYPE	CUT LENGTH
TOP SLAB (INT)	A100	13	#10	7"	STR	26'-0"
TOP SLAB (MID)	A200	4	#5	12"	STR	26'-0"
TOP SLAB (EXT)	A300	8	#4	12"	STR	26'-0"
WALL (EXT)	A1	26	#8	7"	L BAR	14'-5"
WALL (INT)	B1	16	#4	12"	STR	6'-6"
TOP SLAB LONGIT. (INT)	C100	36	#5	7"	STR	6'-11"
TOP SLAB (LEDGE REINF)	C101	26	#5	12"	SEE BELOW	3'-9"
TOP SLAB LONGIT. (EXT)	C102	26	#4	12"	STR	4'-7"
TOP SLAB CLOSURE REINF.	C103	26	#6	12"	SEE BELOW	3'-10"
WALL LONGIT. (INT)	C1	12	#4	12"	STR	6'-11"
WALL LONGIT. (EXT)	C1	12	#4	12"	STR	6'-11"
CORBEL COUPLERS	CB1-A	32	#5	12"	SEE BELOW	--
CORBEL SPLICERS	CB1-B	32	#5	12"	SEE BELOW	--
CORBEL STIRRUPS	CB-2	16	#5	12"	SEE BELOW	4'-5"
CORBEL LONGIT.	CB-3	10	#4	--	STR	6'-11"

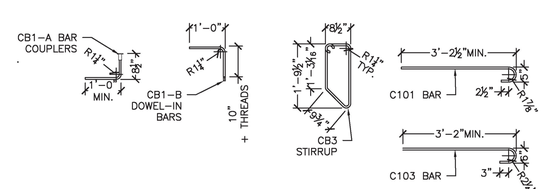

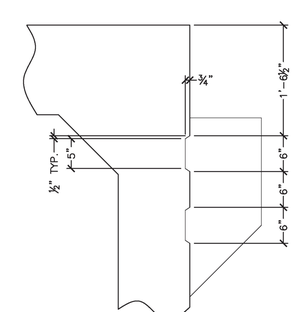

4 S4.0 7 S5.0 CORBEL KEY DETAIL
1" = 1'-0"

SPECIALTY ENGINEERING SERVICES PROVIDED BY:
CONCRETE ENGINEERING SOLUTIONS, LLC
ALL REPORTS, DRAWINGS, SPECIFICATIONS OR INSTRUMENTS OF SERVICE IS THE PROPERTY OF CES, LLC. REPRODUCTION OR REUSE WITHOUT WRITTEN CONSENT OF CES, LLC IS PROHIBITED.

No.	Date	Revision	By
1	04/18/2017	REV. PER COMMENTS	SDG

STATE OF VERMONT
STUART D. GORHAM
NO 84443
CIVIL
LICENSED
PROFESSIONAL ENGINEER
4/18/17

WHITE MOUNTAIN PRECAST, LLC
173 BUXTON INDUSTRIAL DRIVE-PO BOX 870
THETFORD, VT 05074-0870
PHONE: 603-428-3218
FAX: 603-428-7428

US Route 2, Rural Major Collector, Bridge 32
Town of Richmond, Project BF 0284(28)

25'-0" x 5'-3" Rigid Frame Bridge
Rigid Frame Details

Project No. 7084
Date: 2/9/17
Designed by: SDG
Drawn by: SDG
Checked by: CFP
Scale: AS SHOWN

Prepared for:
G.W.Tatro Construction
PO Box 339
5195 VT Rt 15
Jeffersonville, VT 05464

DWG NO.
S4.0

S:\WORK\38-MOSES\17-38.01 GW TATRO CONST RICHMOND VT\RB 25X8 7885-170414.DWG 4/18/2017 3:41 PM