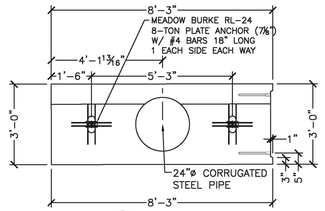

BF5 - (1) REQ'D

ITEM #282400
UNIT AND VOLUME:
2.00CY
TOTAL WT – 8,100#

1 S3.3 BF5 PLAN VIEW
⅜" = 1'-0"

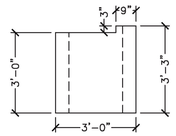

3 S3.3 BF5 END VIEW
⅜" = 1'-0"

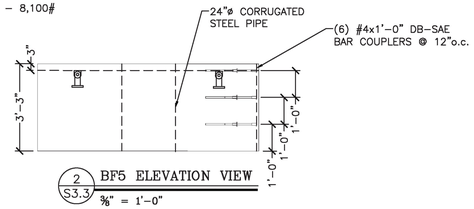

2 S3.3 BF5 ELEVATION VIEW
⅜" = 1'-0"

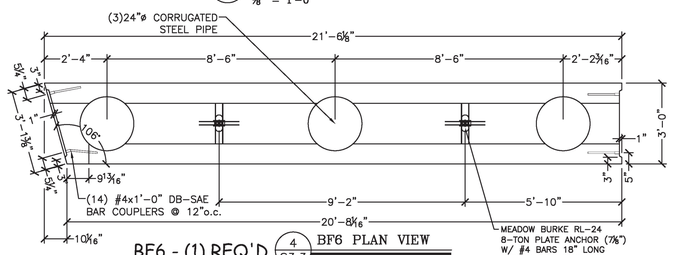

BF6 - (1) REQ'D

ITEM #282400
UNIT AND VOLUME:
7.50CY
TOTAL WT – 30,390#

4 S3.3 BF6 PLAN VIEW
⅜" = 1'-0"

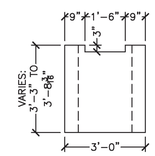

6 S3.3 BF6 END VIEW
⅜" = 1'-0"

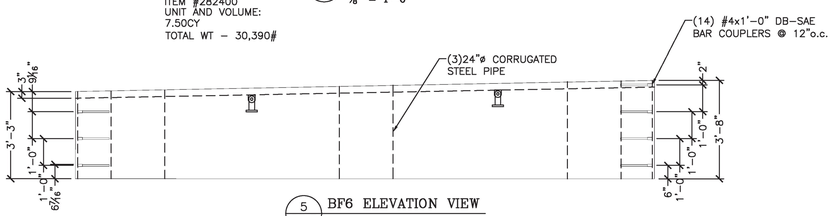

5 S3.3 BF6 ELEVATION VIEW
⅜" = 1'-0"

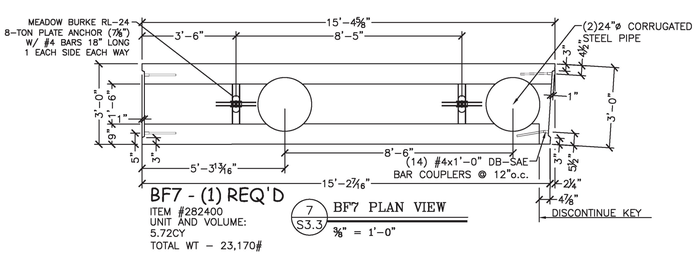

BF7 - (1) REQ'D

ITEM #282400
UNIT AND VOLUME:
5.72CY
TOTAL WT – 23,170#

7 S3.3 BF7 PLAN VIEW
⅜" = 1'-0"

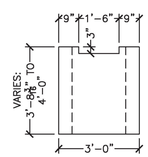

9 S3.3 BF7 END VIEW
⅜" = 1'-0"

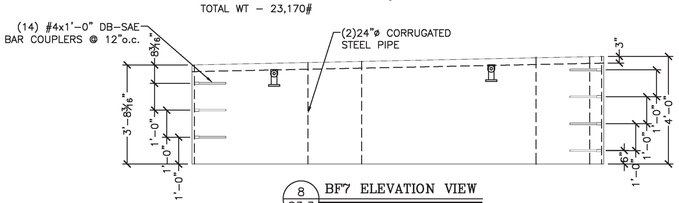

8 S3.3 BF7 ELEVATION VIEW
⅜" = 1'-0"

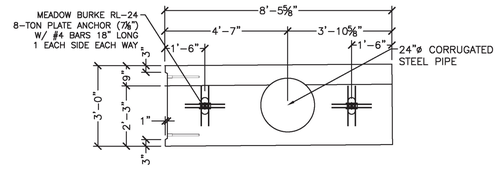

BF8 - (1) REQ'D

ITEM #282400
UNIT AND VOLUME:
3.30CY
TOTAL WT – 13,360#

10 S3.3 BF8 PLAN VIEW
⅜" = 1'-0"

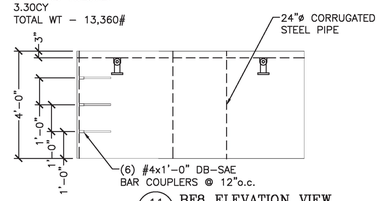

11 S3.3 BF8 ELEVATION VIEW
⅜" = 1'-0"

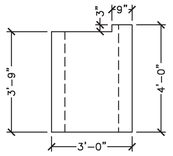

12 S3.3 BF8 END VIEW
⅜" = 1'-0"

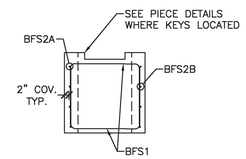

13 S3.2 13 S3.3 PILE CAP REINFORCING
⅜" = 1'-0"

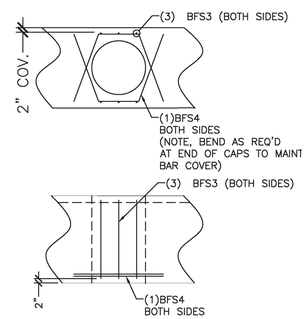

14 S3.2 14 S3.3 PILE VOID REINFORCING
⅜" = 1'-0"

BF5 REINFORCING

MARK	QTY	SIZE	SPACING	TYPE	CUT LENGTH	A	B	C	X
BFS1	18	#5	9"	U BAR	7'-8"	2'-8"	2'-5⅛"	2'-8"	90°
BFS2A	4	#7	9"	STR	7'-9"	--	--	--	--
BFS2B	4	#7	9"	STR	7'-9"	--	--	--	--
BFS3	6	#6	8"	STR	2'-8"	--	--	--	--
BFS4	2	#6	--	U BAR	6'-2 1/4"	2'-6"	1'-6"	2'-6"	110°
COUPLERS	6	#4	12"	STR	1'-0"	--	--	--	--

BF6 REINFORCING

MARK	QTY	SIZE	SPACING	TYPE	CUT LENGTH	A	B	C	X
BFS1	36	#5	9"	U BAR	7'-8"	2'-8"	2'-5⅛"	2'-8"	90°
BFS2A	4	#7	9"	STR	20'-6"	--	--	--	--
BFS2B	4	#7	9"	STR	19'-8"	--	--	--	--
BFS3	18	#6	8"	STR	2'-8"	--	--	--	--
BFS4	6	#6	--	U BAR	6'-2 1/4"	2'-6"	1'-6"	2'-6"	110°
COUPLERS	14	#4	12"	STR	1'-0"	--	--	--	--

BF7 REINFORCING

MARK	QTY	SIZE	SPACING	TYPE	CUT LENGTH	A	B	C	X
BFS1	28	#5	9"	U BAR	8'-4"	3'-1"	2'-5⅛"	3'-1"	90°
BFS2A	4	#7	9"	STR	14'-11"	--	--	--	--
BFS2B	4	#7	9"	STR	14'-8"	--	--	--	--
BFS3	12	#6	8"	STR	3'-1"	--	--	--	--
BFS4	4	#6	--	U BAR	6'-2 1/4"	2'-6"	1'-6"	2'-6"	110°
COUPLERS	14	#4	12"	STR	1'-0"	--	--	--	--

BF8 REINFORCING

MARK	QTY	SIZE	SPACING	TYPE	CUT LENGTH	A	B	C	X
BFS1	18	#5	9"	U BAR	9'-0"	3'-5"	2'-5⅛"	3'-5"	90°
BFS2A	4	#7	9"	STR	8'-1"	--	--	--	--
BFS2B	4	#7	9"	STR	8'-1"	--	--	--	--
BFS3	6	#6	8"	STR	3'-5"	--	--	--	--
BFS4	2	#6	--	U BAR	6'-2 1/4"	2'-6"	1'-6"	2'-6"	110°
COUPLERS	6	#4	12"	STR	1'-0"	--	--	--	--

SPECIALTY ENGINEERING SERVICES PROVIDED BY:
CONCRETE ENGINEERING SOLUTIONS, LLC

No.	Date	Revision	By
1	04/18/2017	REV. PER COMMENTS	SDG

STATE OF VERMONT
STUART D. GORHAM
NO 84443
CIVIL
LICENSED
PROFESSIONAL ENGINEER
4/18/17

WHITE MOUNTAIN PRECAST, LLC
173 BUXTON INDUSTRIAL DRIVE-PO BOX 870
HOOKSETT, NH 03106-0870
PHONE: 603-428-3218
FAX: 603-428-7428

US Route 2, Rural Major Collector, Bridge 32
Town of Richmond, Project BF 0284(28)

25'-0" x 5'-3" Rigid Frame Bridge
Pile Cap Details

Project No. 7084
Date: 2/9/17
Designed by: SDG
Drawn by: SDG
Checked by: CFP
Scale: AS SHOWN

Prepared for:
G.W.Tatro Construction
PO Box 339
5195 VT Rt 15
Jeffersonville, VT 05464

DWG NO.
S3.3

C:\WORK\S3-WCHR\17-39.01 GW TATRO CONST RICHMOND VT\BFB 2558 7885-17S414.DWG 4/18/2017 3:41 PM