ABM INFO PAGE	LINE	SHIP MARK	QTY	MARK	MATERIAL	LENGTH FT	LENGTH INCHES	REMARKS	WT	PROCUREMENT NOTES
3	B		4	x1a	PL $\frac{7}{8}$x$7\frac{1}{2}$	2	11	(MIE)	65	
3	C		10	x1b	PL $\frac{1}{2}$x5	2	11		25	
3	C		2	x1d	PL $\frac{1}{2}$x5	2	11		25	
3	C		2	x1f	PL $\frac{1}{2}$x5	2	11		25	
3	C		2	x1g	PL $\frac{1}{2}$x5	2	11		25	
3	C		1	x1k	PL $\frac{1}{2}$x5	2	11		25	
3	C		2	x1m	PL $\frac{1}{2}$x5	2	11		25	

BILL OF MATERIAL — JOB NO. 706-1 — DRAWING NO. 2 — REV. 1

ABM INFO PAGE	LINE	SHIP MARK	QTY	MARK	MATERIAL	LENGTH FT	LENGTH INCHES	REMARKS	WT	PROCUREMENT NOTES
		2G2	1		GIRDER				43883	
2	A		1	wa	PL $\frac{1}{2}$x35	71	$9\frac{5}{8}$	M270-50T2	4276	
2	G		1	wb	PL $\frac{1}{2}$x35	69	$11\frac{5}{16}$	M270-50T2	4165	
1	U		1	ta	PL 2x16	68	$4\frac{13}{16}$	M270-50T2	7448	
1	S		1	tb	PL 2x16	73	4	M270-50T2	7985	
1	J		1	ba	PL $2\frac{1}{2}$x16	68	$3\frac{3}{4}$	M270-50T2	9298	
1	G		1	bb	PL $2\frac{1}{2}$x16	73	$3\frac{13}{16}$	M270-50T2	9979	

BILL OF MATERIAL — JOB NO. 706-1 — DRAWING NO. 2 — REV. 1

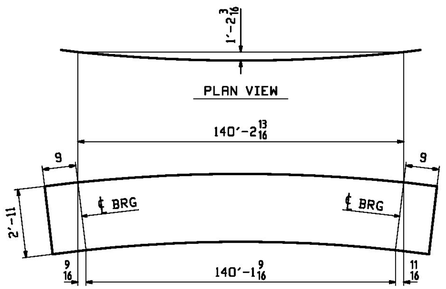

DEV. ORIENTATION DIAGRAM
FOR CAMBER SEE DRAWING C1

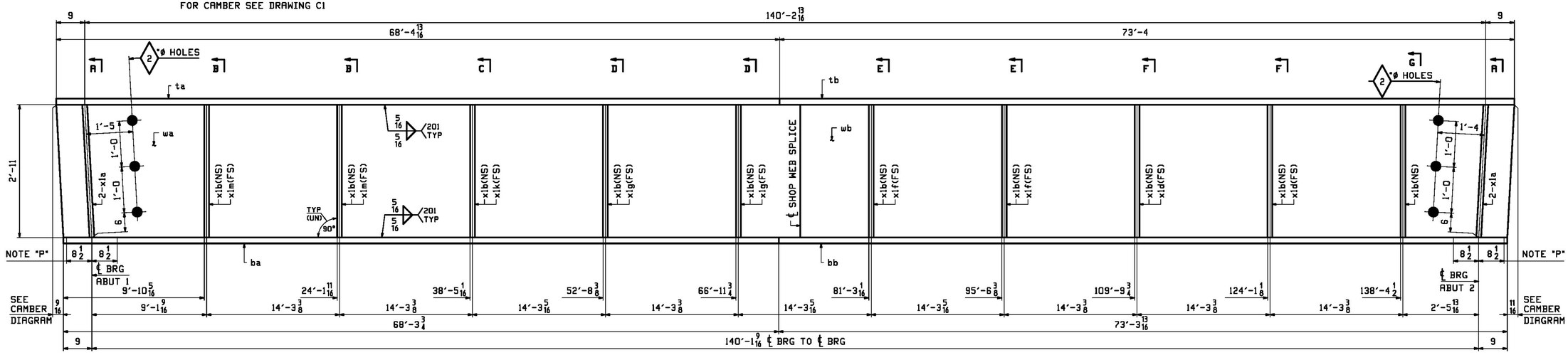

ONE - GIRDER - 2G2 (DEVELOPED)

FOR GIRDER STANDARDS DETAILS SEE DRAWING X1.
FOR CAMBER & HORIZONTAL CURVING DIAGRAMS SEE DRAWING C1.
FOR FLANGE DIAGRAM SEE DRAWING F1.
FOR GENERAL NOTES SEE DRAWING GN1.
T2 DENOTES MATERIAL SUBJECT TO CHARPY V-NOTCH TESTING.

NOTE "P":
⚠ MASK EDGES OF BOTTOM FLANGE DURING METALIZING.
(FIELD WELDED SOLE PLATE).

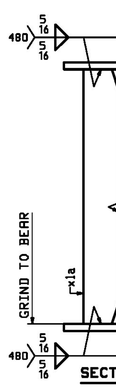

SECTION A

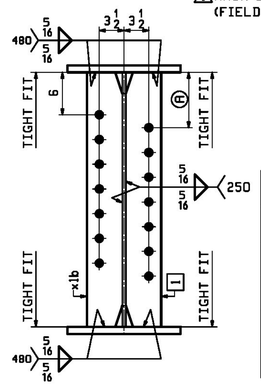

SECTIONS B, C, D, E & F

SECTION	1	A
B	x1m	$8\frac{13}{16}$
C	x1k	$8\frac{3}{8}$
D	x1g	$7\frac{15}{16}$
E	x1f	$7\frac{7}{16}$
F	x1d	7

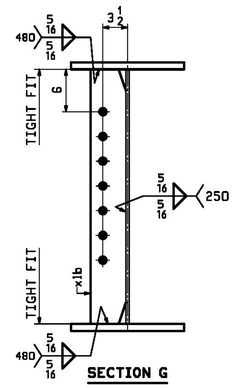

SECTION G

Vermont Agency of Transportation
RECEIVED
CK'D BY _____ OK'D BY GFR
May 7, 2017
RESUBMIT No Approved
BY C. Carlson DATE 05/09/2017

REV.	DATE	REMARKS	DWN	CHK	APVL	SHOP
1	5/2/17	APPROVAL COMMENT	JTB	DBH		
0						

MATERIAL:	SURFACE PREP. & PAINT:	HOLES:	SHOP BOLTS:
M270-50 (UN)	SEE DWG GN1	$\frac{15}{16}$ø (UN)	NONE

DESCRIPTION: GIRDER - 2G2

CASCO BAY STEEL STRUCTURES, INC.
1 WALLACE AVE. SOUTH PORTLAND, ME 04106
PHONE (207) 780-6722 FAX. (207) 780-6726
TENSOR 3463

STRUCTURE: ROUTE VT 25B OVER WAITS RIVER
RURAL MAJOR COLLECTOR BRIDGE NO. 1
BRADFORD
COUNTY OF ORANGE

DRAWN: JTB	DATE: 02/27
CHKD: DBH	DATE: 03/13

LOCATION: TOWN OF BRADFORD, VERMONT
PROJ NO. BF D191(29)
CUSTOMER: A.L.ST. ONGE

JOB NO. 706-1 — DWG NO. 2 — REV. 1

JTB Tue, May 2, 2017 10:06:01 PM /users/jobs/706/2.1.dwg